

MONTHLY REPORT

DESJARDINS CANADIAN UNIVERSE BOND INDEX ETF

Ticker	DCU
CUSIP	25059M108
Exchange	TSX
Base currency	Canadian
Inception date	April 3, 2017
Asset class	Canadian Fixed Income
Management expense ratio (MER) %	Not yet available
Management fee %	0.10
Eligibility	Registered and non-registered
Distribution frequency	Monthly

Price at month end (\$)	19.42
Total assets (\$)	19 416 213
Shares outstanding	1 000 000
Number of securities	491
Weighted average term to maturity (years)	9.9
Weighted average coupon (%)	3.11
Weighted average distribution yield (%)	2.90
Weighted average yield to maturity (%)	2.70
Weighted average duration (years)	7.15

FUND MANAGER (S)

Desjardins Global Asset Management (DGAM)

TOP HOLDINGS (%)

Canadian Government 0.75% March 1, 2021	2.10
Canada Housing Trust 1.25% December 15, 2020	1.94
Canada Housing Trust 1.95% June 15, 2019	1.74
Canadian Government 0.75% August 1, 2019	1.54
Ontario (Province of) 2.40% June 2, 2026	1.40
Canadian Government 3.50% December 1, 2045	1.23
Canadian Government 4.00% June 1, 2041	1.23
Canada Housing Trust 2.00% December 15, 2019	1.18
Ontario (Province of) 5.60% June 2, 2035	1.17
Canadian Government 1.50% March 1, 2020	1.16
Total	14.70

The financial information displayed in this document are provided for informational purposes only. No representations or warranties, express or implied, are made by Desjardins in connection with the exactitude, quality or completeness of such information and data. Should these differ from official prices, the latter will prevail.

FUND DESCRIPTION

The Desjardins Canadian Universe Bond Index ETF was designed to replicate—to the extent possible—the performance of the Solactive Canadian Bond Universe TR Index (the “Index”), net of fees and expenses.

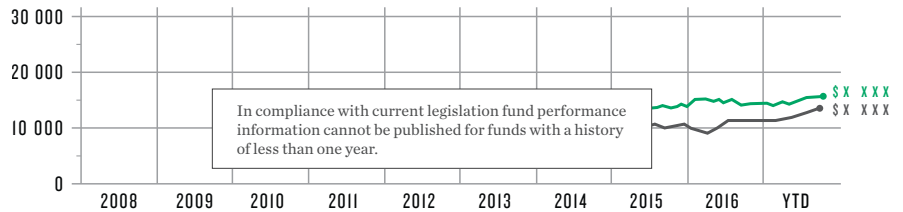
The current investment strategy is to invest in and hold the constituent securities of the Index in the same proportion as they are reflected in the Index or securities intended to replicate the performance of the Index.

BENEFITS

- Invests in a diversified portfolio of federal, provincial, and corporate bonds.
- Designed for investors looking for consistent income.
- Includes bonds with greater than one year to maturity.

Performance Analysis

GROWTH OF \$10,000



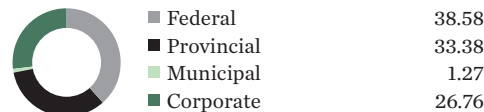
— Desjardins Canadian Universe Bond Index ETF
— Benchmark: Solactive Canadian Bond Universe TR Index

FUND PERFORMANCE (%)

	1 month	3 month	6 month	1 year	2 years	3 years	5 years	Since inception date
Net Asset Value	In compliance with current legislation fund performance information cannot be published for funds with a history of less than one year.							
Benchmark	-0.82	0.14	-0.32	-0.97				0.44

Benchmark: Solactive Canadian Bond Universe TR Index


SECTOR ALLOCATION (%)




MATURITY (%)



GEOGRAPHIC ALLOCATION (%)



CREDIT RATING (%)



MONTHLY REPORT (CONT'D)

DESJARDINS CANADIAN UNIVERSE BOND INDEX ETF