

# MONTHLY REPORT

## DESJARDINS CANADIAN SHORT TERM BOND INDEX ETF

Ticker	<b>DCS</b>
CUSIP	25059L100
Exchange	TSX
Base currency	Canadian
Inception date	April 3, 2017
Asset class	Canadian Short Term Fixed Income
Management expense ratio (MER) %	Not yet available
Management fee %	0.09
Eligibility	Registered and non-registered
Distribution frequency	Monthly

Price at month end (\$)	19.65
Total assets (\$)	9 827 397
Shares outstanding	500 000
Number of securities	234
Weighted average term to maturity (years)	2.72
Weighted average coupon (%)	2.31
Weighted average distribution yield (%)	2.26
Weighted average yield to maturity (%)	1.76
Weighted average duration (years)	2.59

### FUND MANAGER (S)

Desjardins Global Asset Management (DGAM)

### TOP HOLDINGS (%)

Canada Housing Trust 2.35% December 15, 2018	3.10
Canadian Government 2.75% June 1, 2022	2.96
Canada Housing Trust 1.95% June 15, 2019	2.94
Ontario (Province of) 3.15% June 2, 2022	2.68
Canadian Government 0.75% September 1, 2020	2.61
Canada Housing Trust 2.00% December 15, 2019	2.58
Canadian Government 0.50% March 1, 2022	2.44
Canadian Government 0.75% September 1, 2021	2.38
Canadian Government 0.75% August 1, 2019	2.28
Canadian Government 0.75% March 1, 2021	2.15
<b>Total</b>	<b>26.12</b>

The financial information displayed in this document are provided for informational purposes only. No representations or warranties, express or implied, are made by Desjardins in connection with the exactitude, quality or completeness of such information and data. Should these differ from official prices, the latter will prevail.

### FUND DESCRIPTION

The Desjardins Canadian Short Term Bond Index ETF was designed to replicate—to the extent possible—the performance of the Solactive Short-Term Canadian Bond Universe TR Index (the “Index”), net of fees and expenses.

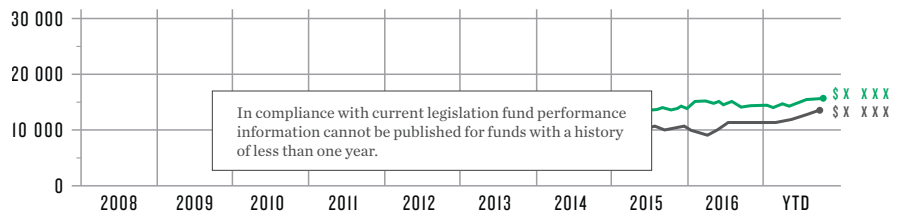
The current investment strategy is to invest in and hold the constituent securities of the Index in the same proportion as they are reflected in the Index or securities intended to replicate the performance of the Index.

### BENEFITS

- Invests in a diversified portfolio of federal, provincial, and corporate bonds.
- Designed for investors looking for consistent income.
- Includes bonds with a short-term maturity profile to manage interest rate risk.

### Performance Analysis

#### GROWTH OF \$10,000



— Desjardins Canadian Short Term Bond Index ETF  
— Benchmark: Solactive Short-Term Canadian Bond Universe TR Index

### FUND PERFORMANCE (%)

	1 month	3 month	6 month	1 year	2 years	3 years	5 years	Since inception date
Net Asset Value	In compliance with current legislation fund performance information cannot be published for funds with a history of less than one year.							
Benchmark	0.62	0.51						-0.25

Benchmark: Solactive Short-Term Canadian Bond Universe TR Index


### SECTOR ALLOCATION (%)




### MATURITY (%)



### GEOGRAPHIC ALLOCATION (%)



### CREDIT RATING (%)



# MONTHLY REPORT (CONT'D)

## DESJARDINS CANADIAN SHORT TERM BOND INDEX ETF

### **Desjardins Exchange Traded Funds (FNB Desjardins)**

The Desjardins Exchange Traded Funds are not guaranteed, their value fluctuates frequently and their past performance is not indicative of their future returns. Commissions, management fees and expenses all may be associated with an investment in exchange traded funds. Please read the prospectus before investing. Desjardins Global Asset Management Inc. is the manager and portfolio manager of the Desjardins Exchange Traded Funds. The Desjardins Exchange Traded Funds are offered by registered dealers.

The Desjardins Canadian Fixed Income ETFs and Desjardins Canadian Preferred Share ETF are not sponsored, promoted, sold or supported in any other manner by Solactive AG nor does Solactive AG offer any express or implicit guarantee or assurance either with regard to the results of using the Indexes and/or Indexes trademarks or the Indexes Price at any time or in any other respect. The Indexes are calculated and published by Solactive AG. Solactive AG uses its best efforts to ensure that the Indexes are calculated correctly. Irrespective of its obligations towards the Issuer, Solactive AG has no obligation to point out errors in the Indexes to third parties including but not limited to investors and/or financial intermediaries of the Desjardins ETFs. Neither publication of the Indexes by Solactive AG nor the licensing of the Indexes or Indexes trademarks for the purpose of use in connection with the Desjardins Canadian Fixed Income ETFs and Desjardins Canadian Preferred Share ETF constitutes a recommendation by Solactive AG to invest capital in said financial products nor does it in any way represent an assurance or opinion of Solactive AG with regard to any investment in these Desjardins ETFs.