

DESJARDINS EMERGING MARKETS BOND FUND

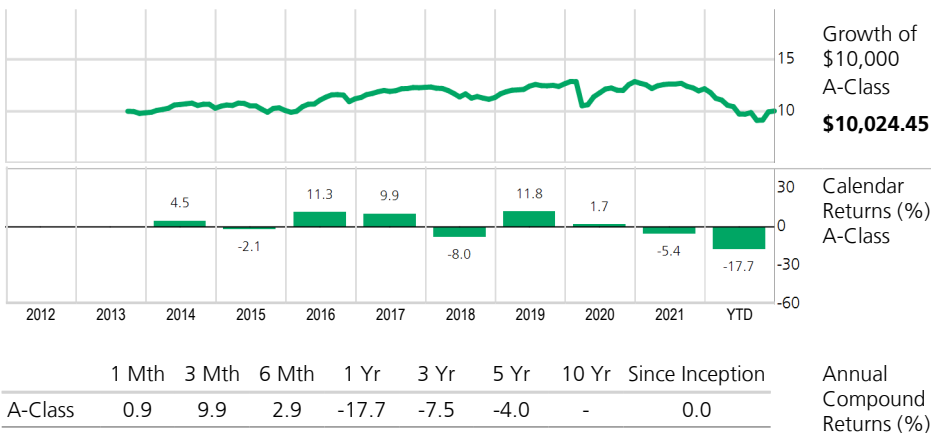


Inception Date	A-Class: October 18, 2013
Asset Class	Fixed income
Value per Unit in \$	A-Class: 6.51
Total Assets in \$	331,147,150
Total Number of Holdings	143
Minimum Investment in \$	1,000
Minimum Subsequent Investment in \$	25
Management Style	Top-down
Capitalization	N/A
Management Expense Ratio in %	1.84 ¹
Eligibility	A-Class: REG and NON-REG
Distribution Frequency	A-Class: monthly
Distribution per unit	A-Class: \$0.0913
Risk Level	<div style="display: flex; width: 100px; height: 15px; border: 1px solid black; background-color: #e0e0e0; position: relative;"> <div style="width: 25%; background-color: #008000;"></div> <div style="width: 50%; background-color: #e0e0e0;"></div> <div style="width: 25%; background-color: #e0e0e0;"></div> </div> <div style="display: flex; justify-content: space-between; width: 100px; margin-top: 2px;"> Low Medium High </div>

FUND DESCRIPTION

Desjardins Emerging Markets Bond Fund seeks to provide unitholders high income and some capital appreciation by investing primarily in fixed income issuers located in emerging countries.

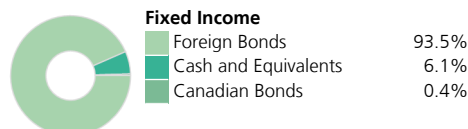
PERFORMANCE ANALYSIS



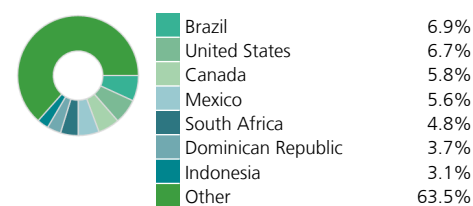
CODES		Purchase option (prefix=DJT)			
Class	NL	ISC	DSC	LL	
Caisse Network					
A	00146				
Advisor					
I	01646				
C		03146	03346	03546	
Fee Based					
F	03946				
Discount Brokerage					
D	07146				

Benchmark Index (target)
100% JP Morgan EMBI Global Diversified Bond Index (CAD hedged)

ASSET ALLOCATION



GEOGRAPHIC ASSET ALLOCATION



PORTFOLIO MANAGER(S)

Desjardins Global Asset Management (DGAM)
Aberdeen Standard Investments Inc.*

FUND MANAGER

Desjardins Investments Inc.
www.desjardinsfunds.com

Note(s): ¹Source: Annual/Interim Management Report.
*Portfolio manager mandated by Desjardins Global Asset Management.

TOP HOLDINGS

Cash and Cash Equivalents	5.31%
Brazil Government 10.00% 01-Jan-2031	2.91%
Saudi Arabia Government 5.00% 17-Apr-2049	2.63%
Brazil Government 10.00% 01-Jan-2027	2.37%
Egypt Government 5.63% 16-Apr-2030	2.37%
South Africa Government 9.00% 31-Jan-2040	2.27%
Dominican Republic 7.45% 30-Apr-2044	2.07%
Republic of Ecuador, Multi-Step Coupons 5.50% 31-Jul-2030	1.98%
Georgian Railway 4.00% 17-Jun-2028	1.75%
State of Qatar 4.82% 14-Mar-2049	1.72%
Total	25.38%

TERM TO MATURITY

1 to 5 years	16.5%
5 to 10 years	37.3%
Above 10 years	46.2%
Average maturity (Years)	13.1
Duration (Years)	7.3
Yield to maturity	10.3%

CREDIT RATING

High	3.7%
Medium	37.8%
Low	58.4%

DECEMBER 31, 2022

DESJARDINS
EMERGING MARKETS BOND FUND



The Desjardins Funds are not guaranteed, their value fluctuates frequently, and their past performance is not indicative of their future returns. The indicated rates of return are the historical annual compounded total returns of the date of the present document including changes in securities value and reinvestment of all distributions and do not consider sales, redemption, distribution or other optional charges, or income taxes payable by any securityholder that would have reduced returns. Commissions, trailing commissions, management fees and expenses all may be associated with mutual fund investments. Please read the prospectus before investing. The Desjardins Funds are offered by registered dealers.