

AUGUST 28, 2018

FUND FACTS

DESJARDINS EMERGING MARKETS BOND FUND
(A-CLASS UNITS)

DESJARDINS INVESTMENTS INC.



Desjardins
Wealth Management
INVESTMENTS

This document contains key information you should know about the Desjardins Emerging Markets Bond Fund. You can find more detailed information in the Fund's Simplified Prospectus. Ask your representative for a copy, contact Desjardins Investments Inc. at 514-286-3499 or 1-866-666-1280, or visit desjardinsfunds.com.

Before you invest in any fund, consider how the fund would work with your other investments and your tolerance for risk.

Effective October 1st, 2018, the management fees for this class of units of the Fund will be reduced from 1,50% to 1,45%.

QUICK FACTS

Fund Code:	DJT00146	Fund Manager:	Desjardins Investments Inc.
Date Class Started:	October 18, 2013	Portfolio Manager:	Desjardins Global Asset Management Inc.
Total Value of Fund on July 31, 2018:	\$362,165,059	Portfolio Sub-Manager:	Aberdeen Asset Management Inc.
Management Expense Ratio (MER):	1.95%	Distributions:	Income: monthly (the last Friday of the month)/Capital Gains: annually (in December)
		Minimum Investment:	\$1,000 (initial), \$25 (subsequent)

WHAT DOES THE FUND INVEST IN?

The Fund invests primarily in fixed-income securities of emerging markets issuers. These investments are essentially made in government bonds in emerging markets denominated in U.S. dollars or local currencies.

The charts below give you a snapshot of the Fund's investments on July 31, 2018. The Fund's investments will change.

Top 10 Investments (July 31, 2018)

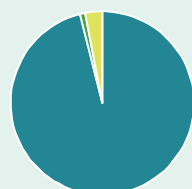
1. Cash and Cash Equivalents	3.1%
2. Notas do Tesouro Nacional, 10.000%, 2023-01-01	2.7%
3. Republic of Argentina, 7.500%, 2026-04-22	2.7%
4. Notas do Tesouro Nacional, 10.000%, 2025-01-01	2.2%
5. Russian Federation, 5.250%, 2047-06-23	2.1%
6. Dominican Republic, 7.450%, 2044-04-30	1.9%
7. Republic of El Salvador, 5.875%, 2025-01-30	1.6%
8. Republic of Argentina, floating rate, 2020-06-21	1.6%
9. Republic of Ecuador, 10.750%, 2022-03-28	1.5%
10. Republic of Indonesia, 5.875%, 2024-01-15	1.5%

Total percentage of top 10 investments: 20.9%

Total number of investments: 179

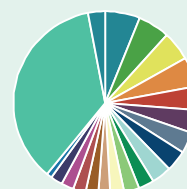
Investment Mix (July 31, 2018)

Net Asset Value Mix



- 96.0% Bonds
- 95.5% Foreign Bonds
- 68.8% Foreign Governments
- 21.9% Foreign Corporations
- 4.8% Foreign State Governments and Crown Corporations
- 0.5% US Bonds
- 0.5% US Corporations
- 0.9% Derivative Financial Instruments
- 3.1% Cash and Cash Equivalents

Geographic Allocation



- 6.2% Argentina
- 5.5% Russia
- 5.2% Brazil
- 5.2% Indonesia
- 4.2% Ukraine
- 4.0% Turkey
- 3.8% Dominican Republic
- 3.6% Mexico
- 3.5% Egypt
- 2.8% Ecuador
- 2.6% Netherlands
- 2.5% India
- 2.2% Nigeria
- 2.2% Lebanon
- 2.2% South Africa
- 2.2% Malaysia
- 2.1% Georgia
- 0.9% Canada
- 36.0% Other Countries*
- 3.1% Cash and Cash Equivalents

*This category includes all countries representing less than 2% of the fund's net asset value.

HOW RISKY IS IT?

The value of the Fund can go down as well as up. You could lose money.

One way to gauge risk is to look at how much a fund's returns change over time. This is called "volatility".

In general, funds with higher volatility will have returns that change more over time. They typically have a greater chance of losing money and may have a greater chance of higher returns.

Funds with lower volatility tend to have returns that change less over time. They typically have lower returns and may have a lower chance of losing money.

DESJARDINS EMERGING MARKETS BOND FUND (A-CLASS UNITS)

Risk rating

Desjardins Investments Inc. has rated the volatility of this Fund as **low to medium**.

This rating is based on how much the Fund's returns have changed from year to year. It doesn't tell you how volatile the Fund will be in the future. The rating can change over time. A fund with a low risk rating can still lose money.



For more information about the risk rating and specific risks that can affect the Fund's returns, see the Risk section of the Fund's Simplified Prospectus.

No guarantees

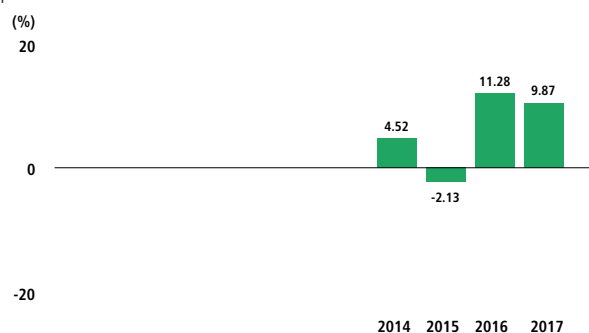
Like most mutual funds, this Fund doesn't have any guarantees. You may not get back the amount of money you invest.

HOW HAS THE FUND PERFORMED?

This section tells you how A-Class units of the Fund have performed over the past 4 years. Returns are after expenses have been deducted. These expenses reduce the Fund's returns.

Year-by-year returns

This chart shows how A-Class units of the Fund performed in each of the past 4 years. On an annual basis, the value of the Fund decreased during 1 year for the period shown. The range of returns and change from year to year can help you assess how risky the Fund has been in the past. It does not tell you how the Fund will perform in the future.



Best and worst 3-month returns

This table shows the best and worst returns for A-Class units of the Fund in a 3-month period over the past 4 years. The best and worst 3-month returns could be higher or lower in the future. Consider how much of a loss you could afford to take in a short period of time.

	Return	3 months ending	If you invested \$1,000 in the Fund at the beginning of this period
Best return	8.38%	August 31, 2016	Your investment would have increased to \$1,084
Worst return	-5.93%	September 30, 2015	Your investment would have dropped to \$941

Average return

A person who invested \$1,000 in A-Class units of the Fund since its inception holds today \$1,169, which represents an annual compounded rate of return of 3.32%.

WHO IS THIS FUND FOR?

An investor who:

- is primarily looking for an emerging market bond fund;
- wants a high income return and some long-term capital appreciation.

A WORD ABOUT TAX

In general, you will have to pay income tax on any money you make on a fund. How much you pay depends on the tax laws where you live and on whether or not you hold the fund in a registered plan, such as a Registered Retirement Savings Plan or a Tax-Free Savings Account.

Keep in mind that if you hold your fund in a non-registered account, fund distributions are included in your taxable income, whether you get them in cash or have them reinvested.

HOW MUCH DOES IT COST?

The following tables show the fees and expenses you could pay to buy, own and sell A-Class units of the Fund. The fees and expenses — including any commissions — can vary among Class units of a fund and among funds. Higher commissions can influence representatives to recommend one investment over another. Ask about other funds and investments that may be suitable for you at a lower cost.

1. Sales Charges

A-Class units of the Fund are no load. That means you pay no initial sales charge and no deferred sales charge.

2. Fund Expenses

You don't pay these expenses directly. They affect you because they reduce the Fund's returns.

On March 31, 2018, Fund expenses represented 1.95% of its value, or \$19.50 on each \$1,000 investment.

Effective January 18, 2018, the management fees for this class of units of the fund are reduced from 1.58 % to 1.50 %.

	Annual Rate (as a % of the Fund's value)
Management Expense Ratio (MER) This is the total of the Fund's management fees (which includes the trailing commission), fixed administration fees and operating expenses not covered by the fixed administration fees.	1.95%
Trading Expense Ratio (TER) These are the Fund's trading costs.	0.00%
Fund Expenses	1.95%

More about the trailing commission

The trailing commission is an ongoing commission. It is paid for as long as you own units of the Fund. It is for the services and advice that your representative and its firm provide to you.

Desjardins Investments Inc. pays the trailing commission to your representative's firm. It is paid from the Fund's management fee and is based on the value of your investment.

The rate of the commission is a maximum of 0.50% of the annual value of your investment, which represents \$5.00 for every \$1,000 invested.

3. Other Fees

You may have to pay other fees when you buy, hold, switch or sell units of the Fund.

Fee	What you pay
Short-Term Trading Fee	Up to 2% of the value of the units you switch or sell within 90 days of purchase. These fees are paid to the Fund.
Switching Fee	None
Reclassification Fee	None
Additional Fees	Please note that your representative's firm may charge additional fees. These fees might be negotiated with your representative.

WHAT IF I CHANGE MY MIND?

Under securities law in some provinces and territories, you have the right to:

- withdraw from an agreement to buy mutual fund securities within two business days after you receive a Simplified Prospectus or a Fund Facts document; or
- cancel your purchase within 48 hours after you receive confirmation of the purchase.

In some provinces and territories, you also have the right to cancel a purchase, or in some jurisdictions, claim damages, if the Simplified Prospectus, Fund Facts document, Annual Information Form or Financial Statements contain misrepresentations. You must act within the time limit set by the securities law in your province or territory. For more information, see the securities law of your province or territory or ask a lawyer.

FOR MORE INFORMATION

The Simplified Prospectus and other information documents for the Fund are available upon request:

- by contacting your representative; or
- by calling 514-286-3499, or toll-free at 1-866-666-1280; or
- at desjardinsfunds.com; by e-mail, at info.fondsdesjardins@desjardins.com; or
- through Desjardins Investments Inc.

Desjardins Funds Customer Service
2 Complexe Desjardins, P.O. Box 9000, Desjardins Station, Montréal, Québec H5B 1H5

These documents and the Fund Facts make up the Fund's legal documents.

To learn more about investing in mutual funds, see the brochure **Understanding mutual funds**, which is available on the website of the Canadian Securities Administrators at www.securities-administrators.ca.

