

DESJARDINS GLOBAL TACTICAL BOND FUND

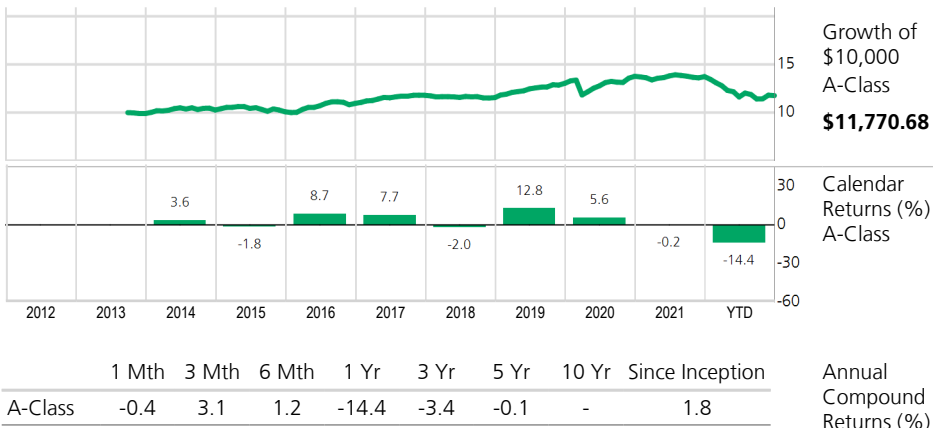


Inception Date	A-Class: October 18, 2013
Asset Class	Fixed income
Value per Unit in \$	A-Class: 8.03
Total Assets in \$	368,806,112
Total Number of Holdings	313
Minimum Investment in \$	1,000
Minimum Subsequent Investment in \$	25
Management Style	Top-down
Capitalization	N/A
Management Expense Ratio in %	1.84 ¹
Eligibility	A-Class: REG and NON-REG
Distribution Frequency	A-Class: monthly
Distribution per unit	A-Class: \$0.0195
Risk Level	<div style="display: flex; justify-content: space-between; width: 100px;"> <div style="width: 20%; background-color: #e0e0e0;"></div> <div style="width: 20%; background-color: #008000;"></div> <div style="width: 20%; background-color: #e0e0e0;"></div> <div style="width: 20%; background-color: #e0e0e0;"></div> </div> <div style="display: flex; justify-content: space-between; width: 100px;"> Low Medium High </div>

FUND DESCRIPTION

Desjardins Global Tactical Bond Fund seeks to provide its holders a high income and some capital appreciation by investing primarily in fixed income issuers located worldwide.

PERFORMANCE ANALYSIS



CODES		Purchase option (prefix=DJT)			
Class	NL	ISC	DSC	LL	
Caisse Network					
A	00144				
Advisor					
I	01644				
C		03144	03344	03544	
Fee Based					
F	03944				
Discount Brokerage					
D	07144				
Navex					
N	DGLTB				
Discretionary Management					
PM	09344				

PORTFOLIO MANAGER(S)

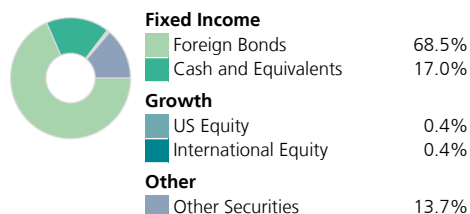
Desjardins Global Asset Management (DGAM)
PIMCO Canada Corp.*

FUND MANAGER

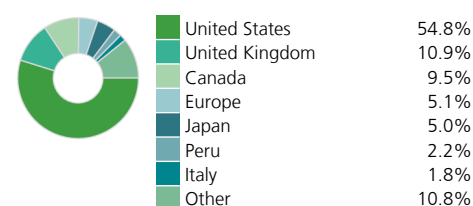
Desjardins Investments Inc.
www.desjardinsfunds.com

Note(s):¹Source: Annual/Interim Management Report.
*Portfolio manager mandated by Desjardins Global Asset Management.

ASSET ALLOCATION



GEOGRAPHIC ASSET ALLOCATION



TOP HOLDINGS

United States Treasury 4.00% 15-Nov-2042	3.06%
Cash and Cash Equivalents	2.90%
Syniverse Holdings, floating rate 8.40% 13-May-2027	2.84%
United States Treasury 4.00% 15-Nov-2052	2.35%
Finsbury Square PLC 3.51% 17-Mar-2070	2.07%
Eurosail, Series 2007-1X, Class C 1A, Mezzanine, floating rate 2.45% 13-Dec-2041	1.82%
AMSURG, floating rate	1.80%
Wesco Aircraft Holdings, Private Placement, Series 144A 10.50% 15-Nov-2026	1.75%
Peru LNG 5.38% 22-Mar-2030	1.69%
Japan Government 0.00% 20-Feb-2023	1.68%
Total	21.96%

TERM TO MATURITY

1 to 5 years	31.7%
5 to 10 years	36.7%
Above 10 years	31.6%
Average maturity (Years)	8.2
Duration (Years)	5.1
Yield to maturity	8.9%

CREDIT RATING

High	21.2%
Medium	42.3%
Low	36.5%

DECEMBER 31, 2022

DESJARDINS
GLOBAL TACTICAL BOND FUND



The Desjardins Funds are not guaranteed, their value fluctuates frequently, and their past performance is not indicative of their future returns. The indicated rates of return are the historical annual compounded total returns of the date of the present document including changes in securities value and reinvestment of all distributions and do not consider sales, redemption, distribution or other optional charges, or income taxes payable by any securityholder that would have reduced returns. Commissions, trailing commissions, management fees and expenses all may be associated with mutual fund investments. Please read the prospectus before investing. The Desjardins Funds are offered by registered dealers.