

DESJARDINS LOW VOLATILITY GLOBAL EQUITY FUND

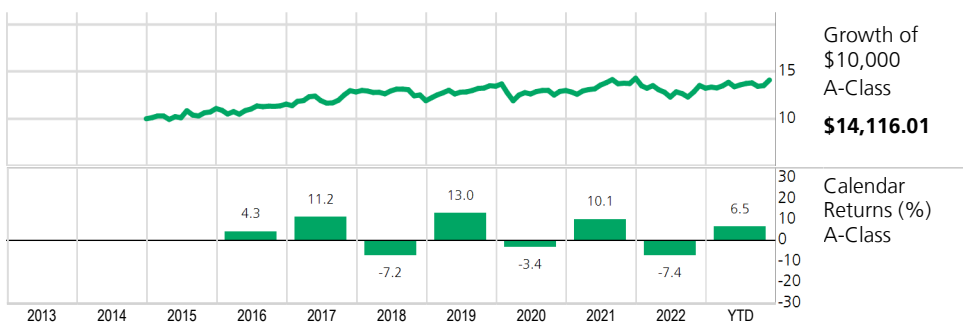


Inception Date	A-Class: January 26, 2015
Asset Class	Global Equity
Value per Unit in \$	A-Class: 12.11
Total Assets in \$	387,545,218
Total Number of Holdings	179
Minimum Investment in \$	1,000
Minimum Subsequent Investment in \$	25
Management Style	Quantitative and Qualitative
Capitalization	Large
Management Expense Ratio in %	2.24 ¹
Eligibility	A-Class: NON-REG and REG
Distribution Frequency	A-Class: annually
Risk Level	<div> <div></div> <div></div> <div></div> <div></div> </div> <div>Low Medium High</div>

FUND DESCRIPTION

Desjardins Low Volatility Global Equity Fund seeks to provide long-term capital growth, while minimizing the portfolio's volatility. To do this, the Fund invests primarily in a diversified portfolio of companies located anywhere in the world, including emerging markets.

PERFORMANCE ANALYSIS



CODES Purchase option (prefix=DJT)				
Class	NL	ISC	DSC	LL
Caisse Network				
A	00134			
W	07634			
Advisor				
I	01634			
C		03134	03334	03534
Fee Based				
F	03934			
Discount Brokerage				
D	07134			

	1 Mth	3 Mth	6 Mth	1 Yr	3 Yr	5 Yr	10 Yr	Since Inception	Annual Compound Returns (%)
A-Class	4.4	2.2	5.3	4.3	3.0	2.4	-	4.0	

Benchmark Index (target)
100% MSCI World Minimum Volatility Index (Total return)

ASSET ALLOCATION

Fixed Income	
Cash and Equivalents	0.6%
Growth	
US Equity	62.7%
International Equity	29.8%
Canadian Equity	6.1%
Income Trust Units	0.8%

TOP HOLDINGS

Microsoft Corp	4.95%
Eli Lilly and Co	1.25%
UnitedHealth Group Inc	0.99%
AmerisourceBergen Corp	0.94%
Visa Inc Cl A	0.84%
Exxon Mobil Corp	0.83%
CBOE Global Markets Inc	0.82%
O'Reilly Automotive Inc	0.82%
Sumitomo Mitsui Financial Gro	0.82%
Arthur J Gallagher & Co	0.81%
Total	13.07%

CAPITALIZATION

Large	97.6%
Medium	2.4%
Small	0.0%
Large (>\$10.0B)	
Medium (\$2.0 - \$10.0B)	
Small (<\$2.0B)	

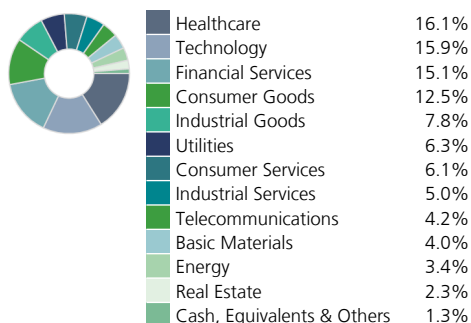
PORTFOLIO MANAGER(S)

Desjardins Global Asset Management (DGAM)
Fidelity Investments Canada*

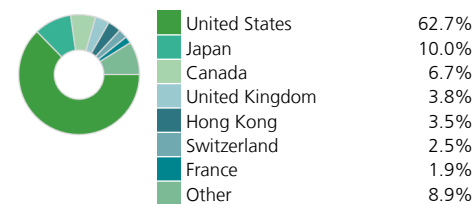
FUND MANAGER

Desjardins Investments Inc.
www.desjardinsfunds.com

SECTOR ALLOCATION



GEOGRAPHIC ALLOCATION



NOVEMBER 30, 2023

DESJARDINS LOW VOLATILITY GLOBAL EQUITY FUND



Note(s): ¹Source: Annual/Interim Management Report.

*Portfolio manager mandated by Desjardins Global Asset Management.

The Desjardins Funds are not guaranteed, their value fluctuates frequently, and their past performance is not indicative of their future returns. The indicated rates of return are the historical annual compounded total returns of the date of the present document including changes in securities value and reinvestment of all distributions and do not consider sales, redemption, distribution or other optional charges, or income taxes payable by any securityholder that would have reduced returns. Commissions, trailing commissions, management fees and expenses all may be associated with mutual fund investments. Please read the prospectus before investing. The Desjardins Funds are offered by registered dealers.