

DESJARDINS GLOBAL EQUITY GROWTH FUND

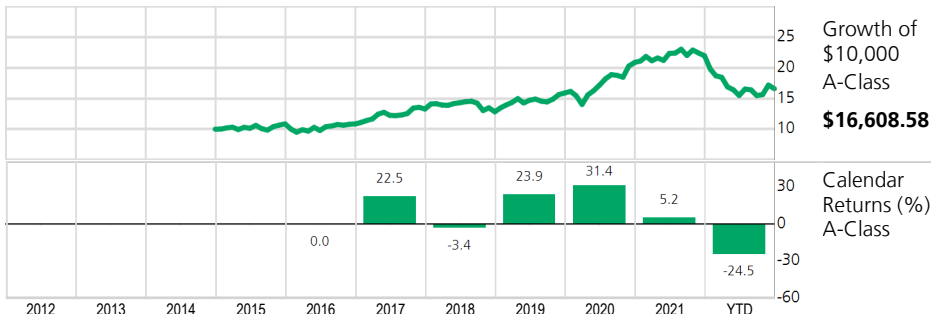


Inception Date	A-Class: January 26, 2015
Asset Class	Global Equity
Value per Unit in \$	A-Class: 13.87
Total Assets in \$	539,550,870
Total Number of Holdings	90
Minimum Investment in \$	1,000
Minimum Subsequent Investment in \$	25
Management Style	Bottom-up growth
Capitalization	Large
Management Expense Ratio in %	2.24 ¹
Eligibility	A-Class: REG and NON-REG
Distribution Frequency	A-Class: annually
Risk Level	<div style="display: flex; justify-content: space-between; width: 100px;"> <div style="width: 33%; border: 1px solid black; background-color: #f0f0f0; text-align: center;">Low</div> <div style="width: 33%; border: 1px solid black; background-color: #4CAF50; text-align: center;">Medium</div> <div style="width: 33%; border: 1px solid black; background-color: #f0f0f0; text-align: center;">High</div> </div>

FUND DESCRIPTION

Desjardins Global Equity Growth Fund seeks to provide long-term capital growth by investing primarily in shares of companies located anywhere in the world, including emerging countries.

PERFORMANCE ANALYSIS



	1 Mth	3 Mth	6 Mth	1 Yr	3 Yr	5 Yr	10 Yr	Since Inception	Annual Compound Returns (%)
A-Class	-3.4	7.2	7.2	-24.4	1.4	4.6	-	6.6	

CODES		Purchase option (prefix=DJT)			
Class	NL	ISC	DSC	LL	
Caisse Network					
A	00133				
W	07633				
Advisor					
I	01633				
C		03133	03333	03533	
Fee Based					
F	03933				
Discount Brokerage					
D	07133				
Navex					
N	DGEQG				
Discretionary Management					
PM	09333				

Benchmark Index (target)
100% MSCI All Country World Index (Total return)

ASSET ALLOCATION

Category	Percentage
Fixed Income	
Cash and Equivalents	2.3%
Growth	
US Equity	53.2%
International Equity	43.8%
Canadian Equity	0.7%

TOP HOLDINGS

Anthem Inc	4.26%
Prosus NV	3.42%
Martin Marietta Materials Inc	2.86%
Microsoft Corp	2.84%
Moody's Corp	2.74%
Reliance Industries Ltd - GDR	2.72%
Service Corp International	2.52%
Alphabet Inc Cl C	2.34%
Cash and Cash Equivalents	2.26%
BHP Group Ltd	2.22%
Total	28.18%

CAPITALIZATION

Large	95.4%
Medium	4.6%
Small	0.0%
Large (>\$10.0B)	
Medium (\$2.0 - \$10.0B)	
Small (<\$2.0B)	

PORTFOLIO MANAGER(S)

Desjardins Global Asset Management (DGAM)
Baillie Gifford Overseas*

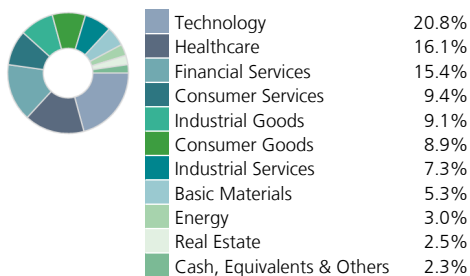
FUND MANAGER

Desjardins Investments Inc.
www.desjardinsfunds.com

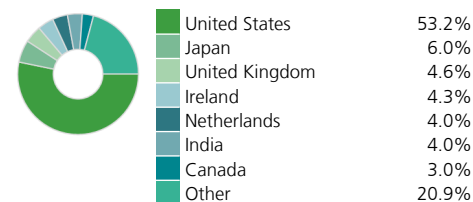
Note(s):¹Source: Annual/Interim Management Report.
*Portfolio manager mandated by Desjardins Global Asset Management.



SECTOR ALLOCATION



GEOGRAPHIC ALLOCATION



DESJARDINS GLOBAL EQUITY GROWTH FUND



FundGrade A+[®] is used with permission from Fundata Canada Inc., all rights reserved. The annual FundGrade A+[®] Awards are presented by Fundata Canada Inc. to recognize the “best of the best” among Canadian investment funds. The FundGrade A+[®] calculation is supplemental to the monthly FundGrade ratings and is calculated at the end of each calendar year. The FundGrade rating system evaluates funds based on their risk-adjusted performance, measured by Sharpe Ratio, Sortino Ratio, and Information Ratio. The score for each ratio is calculated individually, covering all time periods from 2 to 10 years. The scores are then weighted equally in calculating a monthly FundGrade. The top 10% of funds earn an A Grade; the next 20% of funds earn a B Grade; the next 40% of funds earn a C Grade; the next 20% of funds receive a D Grade; and the lowest 10% of funds receive an E Grade. To be eligible, a fund must have received a FundGrade rating every month in the previous year. The FundGrade A+[®] uses a GPA-style calculation, where each monthly FundGrade from “A” to “E” receives a score from 4 to 0, respectively. A fund’s average score for the year determines its GPA. Any fund with a GPA of 3.5 or greater is awarded a FundGrade A+[®] Award. For more information, see www.FundGradeAwards.com. Although Fundata makes every effort to ensure the accuracy and reliability of the data contained herein, the accuracy is not guaranteed by Fundata.

The Desjardins Funds are not guaranteed, their value fluctuates frequently, and their past performance is not indicative of their future returns. The indicated rates of return are the historical annual compounded total returns of the date of the present document including changes in securities value and reinvestment of all distributions and do not consider sales, redemption, distribution or other optional charges, or income taxes payable by any securityholder that would have reduced returns. Commissions, trailing commissions, management fees and expenses all may be associated with mutual fund investments. Please read the prospectus before investing. The Desjardins Funds are offered by registered dealers.