

DESJARDINS SOCIETERRA INTERNATIONAL SMALL CAP EQUITY FUND

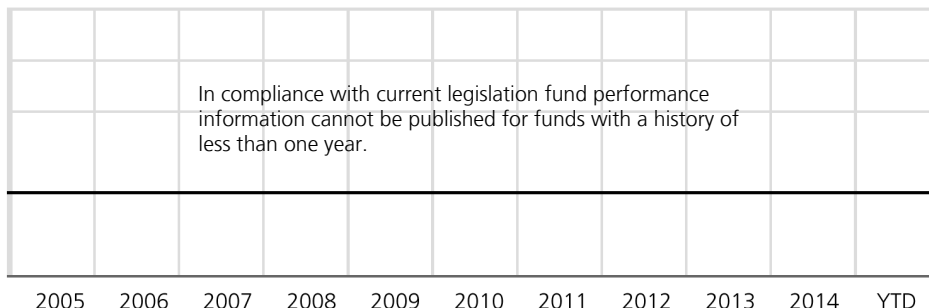


Inception Date	A-Class: June 21, 2022
Asset Class	International Equity
Value per Unit in \$	A-Class: 9.70
Total Assets in \$	83,970,854
Total Number of Holdings	85
Minimum Investment in \$	1,000
Minimum Subsequent Investment in \$	25
Management Style	Growth
Capitalization	Small
Management Expense Ratio in %	N/A
Eligibility	A-Class: REG and NON-REG
Distribution Frequency	A-Class: annually
Risk Level	

FUND DESCRIPTION

Desjardins SocieTerra International Small Cap Equity Fund seeks to provide a long-term capital appreciation by investing primarily in equity and equity-related securities of small-capitalization companies located or operating throughout the world, apart from the United States. The Fund follows the responsible approach to investing.

PERFORMANCE ANALYSIS



CODES				
Purchase option (prefix=DJT)				
Class	NL	ISC	DSC	LL
Caisse Network				
A	00129			
W	07629			
Advisor				
I	01629			
C		03129		
Fee Based				
F	03929			
Discount Brokerage				
D	07129			

PORTFOLIO MANAGER(S)

Desjardins Global Asset Management (DGAM)
Baillie Gifford Overseas*

FUND MANAGER

Desjardins Investments Inc.
www.desjardinsfunds.com

Benchmark Index (target)
100% MSCI ACWI ex USA Small Cap Index

ASSET ALLOCATION

Fixed Income	
Cash and Equivalents	1.2%
Growth	
International Equity	94.3%
Canadian Equity	4.5%

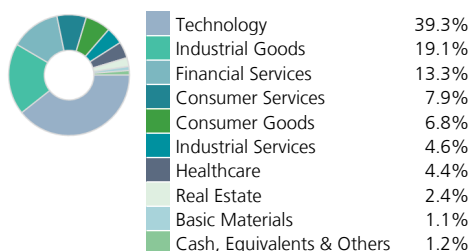
TOP HOLDINGS

Brunello Cucinelli SpA	5.06%
Avanza Bank Holding AB	4.72%
Airtac International Group	4.17%
Kinaxis Inc	3.41%
Sensirion Holding AG	2.79%
Global Unichip Corp	2.77%
Reply SpA	2.76%
Addtech AB Cl B	2.63%
Raksul Inc	2.37%
Katitas Co Ltd	2.35%
Total	33.03%

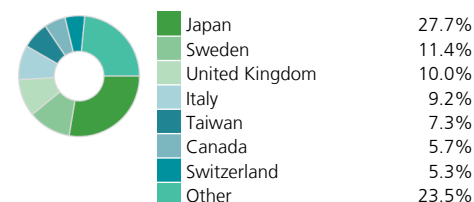
CAPITALIZATION

Large	0.0%
Medium	44.0%
Small	56.0%
Large (>\$10.0B)	
Medium (\$2.0 - \$10.0B)	
Small (<\$2.0B)	

SECTOR ALLOCATION



GEOGRAPHIC ALLOCATION



OCTOBER 31, 2022

DESJARDINS
SOCIETERRA INTERNATIONAL SMALL CAP EQUITY FUND



The Desjardins Funds are not guaranteed, their value fluctuates frequently, and their past performance is not indicative of their future returns. The indicated rates of return are the historical annual compounded total returns of the date of the present document including changes in securities value and reinvestment of all distributions and do not consider sales, redemption, distribution or other optional charges, or income taxes payable by any securityholder that would have reduced returns. Commissions, trailing commissions, management fees and expenses all may be associated with mutual fund investments. Please read the prospectus before investing. The Desjardins Funds are offered by registered dealers.