

DESJARDINS GLOBAL SMALL CAP EQUITY FUND

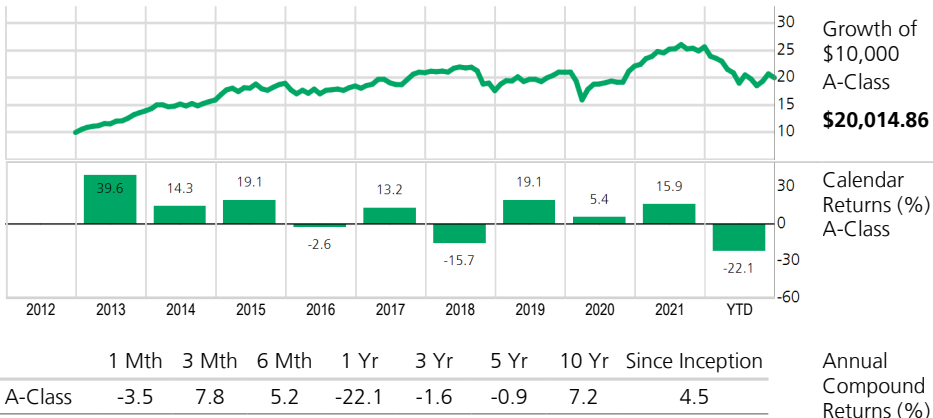


Inception Date	A-Class: January 12, 2004
Asset Class	World Equity
Value per Unit in \$	A-Class: 13.82
Total Assets in \$	1,475,438,544
Total Number of Holdings	182
Minimum Investment in \$	1,000
Minimum Subsequent Investment in \$	25
Management Style	Growth
Capitalization	Small
Management Expense Ratio in %	2.50 ¹
Eligibility	A-Class: REG and NON-REG
Distribution Frequency	A-Class: annually
Risk Level	<div style="display: flex; justify-content: space-between; width: 100px;"> </div> Low Medium High

FUND DESCRIPTION

Desjardins Global Small Cap Equity Fund seeks to achieve long-term capital growth by investing primarily in a diversified portfolio of securities of small capitalization foreign and Canadian companies.

PERFORMANCE ANALYSIS



CODES		Purchase option (prefix=DJT)			
Class	NL	ISC	DSC	LL	
Caisse Network					
A	00075				
W	07575				
Advisor					
I	00675				
C		03075	03275	03475	
Fee Based					
F	03875				
Discount Brokerage					
D	07075				

Benchmark Index (target)
100% MSCI World Small Cap Index (Total return)

ASSET ALLOCATION

Fixed Income	
Cash and Equivalents	1.5%
Growth	
US Equity	46.0%
International Equity	44.6%
Canadian Equity	6.2%
Income Trust Units	1.8%

TOP HOLDINGS

Commerce Bancshares Inc	2.60%
Icon PLC	2.02%
East West Bancorp Inc	1.96%
Littelfuse Inc	1.60%
Cash and Cash Equivalents	1.51%
Envista Holdings Corp	1.44%
Italgas SpA	1.27%
Sesa SpA	1.26%
Middleby Corp	1.25%
Ingevity Corp	1.24%
Total	16.15%

CAPITALIZATION

Large	30.6%
Medium	59.2%
Small	10.2%
Large (>\$10.0B)	
Medium (\$2.0 - \$10.0B)	
Small (<\$2.0B)	

PORTFOLIO MANAGER(S)

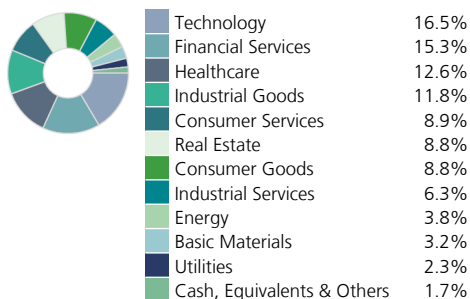
Desjardins Global Asset Management (DGAM)
Grandeur Peak Global Advisors*
Lazard Asset Management*

FUND MANAGER

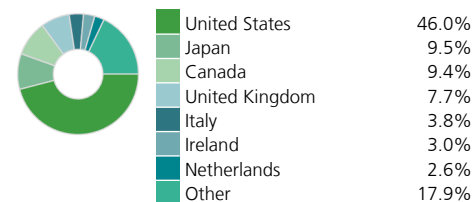
Desjardins Investments Inc.
www.desjardinsfunds.com

Note(s): ¹Source: Annual/Interim Management Report.
*Portfolio manager mandated by Desjardins Global Asset Management. Due to the January 2008 merger with another fund, the Fund's returns cannot be shown since its inception date.

SECTOR ALLOCATION



GEOGRAPHIC ALLOCATION



DECEMBER 31, 2022

DESJARDINS
GLOBAL SMALL CAP EQUITY FUND



The Desjardins Funds are not guaranteed, their value fluctuates frequently, and their past performance is not indicative of their future returns. The indicated rates of return are the historical annual compounded total returns of the date of the present document including changes in securities value and reinvestment of all distributions and do not consider sales, redemption, distribution or other optional charges, or income taxes payable by any securityholder that would have reduced returns. Commissions, trailing commissions, management fees and expenses all may be associated with mutual fund investments. Please read the prospectus before investing. The Desjardins Funds are offered by registered dealers.