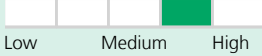


DESJARDINS EMERGING MARKETS FUND

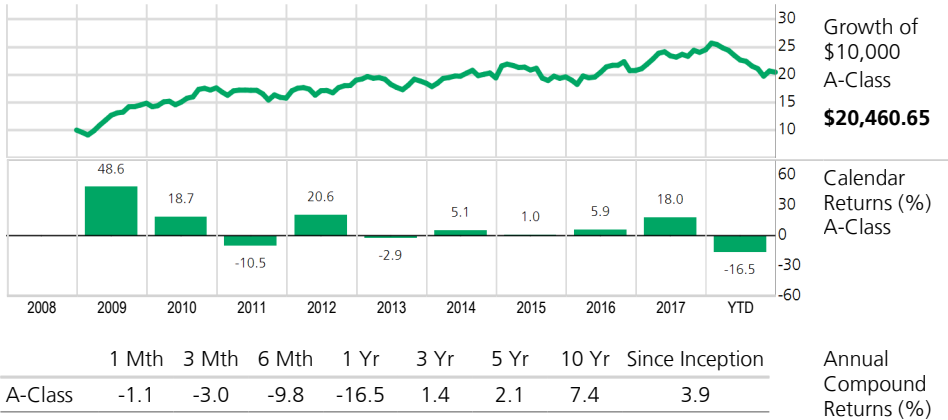


Inception Date	A-Class: January 17, 2007
Asset Class	Emerging market growth
Value per Unit in \$	A-Class: 13.23
Total Assets in \$	359,035,213
Total Number of Holdings	71
Minimum Investment in \$	1,000
Minimum Subsequent Investment in \$	25
Management Style	Blend
Capitalization	Large
Management Expense Ratio in %	2.77 ¹
Eligibility	A-Class: REG and NON-REG
Distribution Frequency	A-Class: annually
Risk Level	

FUND DESCRIPTION

Desjardins Emerging Markets Fund seeks to provide a long-term capital appreciation by investing primarily in equity securities of companies located or operating primarily in emerging markets.

PERFORMANCE ANALYSIS



CODES		Purchase option (prefix=DJT)			
Class	NL	ISC	DSC	LL	
Caisse Network					
A	00067				
Advisor					
C		03067	03267	03467	
Fee Based					
F	03867				
Discount Brokerage					
D	07067				

Reference Index (target)
100% MSCI Emerging Markets Index (Total return)

ASSET ALLOCATION

Category	Percentage
Fixed Income	
Cash and Equivalents	1.3%
Growth	
International Equity	97.9%
Canadian Equity	0.8%

TOP HOLDINGS

Tencent Holdings Ltd	5.90%
Samsung Electronics Co Ltd	5.37%
Taiwan Semiconductor Manuf	4.96%
Industrial Commercial Bank Ch	4.32%
Alibaba Group Holding Ltd - A	4.01%
HDFC Bank Ltd - ADR	3.46%
NK Lukoil OAO - ADR	3.40%
Banco do Brasil SA	2.64%
Ping An Insurance Group Co C	2.52%
Sberbank Rossii OAO - ADR	2.03%
Total	38.61%

CAPITALIZATION

Large	81.8%
Medium	17.1%
Small	1.2%
Large (>\$10.0B)	
Medium (\$2.0 - \$10.0B)	
Small (<\$2.0B)	

PORTFOLIO MANAGER(S)

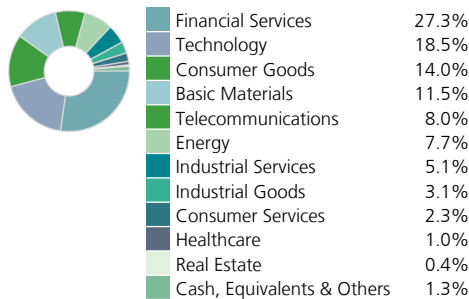
Desjardins Global Asset Management (DGAM)
Lazard Asset Management*

FUND MANAGER

Desjardins Investments Inc.
www.desjardinsfunds.com

Note(s): ¹Source: Annual/Interim Management Report.
*Portfolio manager mandated by Desjardins Global Asset Management.

SECTOR ALLOCATION



GEOGRAPHIC ALLOCATION



DECEMBER 31, 2018

DESJARDINS EMERGING MARKETS FUND



** Desjardins Investments Inc., manager of the Desjardins Funds, is announcing a reduction of the management fees on certain classes of units and series of shares of some Desjardins Funds.

The Desjardins Funds are not guaranteed, their value fluctuates frequently and their past performance is not indicative of their future returns. The indicated rates of return are the historical annual compounded total returns as indicated the date of the present document including changes in securities value and reinvestment of all distributions and do not take into account sales, redemption, distribution or optional charges or income taxes payable by any securityholder that would have reduced returns. Commissions, trailing commissions, management fees and expenses all may be associated with mutual fund investments. Please read the prospectus before investing. The Desjardins Funds are offered by such registered dealers as the Desjardins Financial Services Firm, a mutual fund dealer belonging to the Desjardins Group that distributes the Funds in caisses throughout Québec and Ontario.