

DESJARDINS CANADIAN SMALL CAP EQUITY FUND

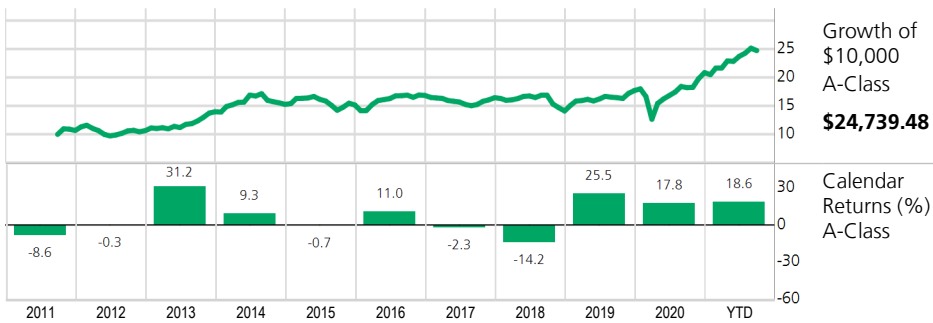


Inception Date	A-Class: January 01, 1994
Asset Class	Canadian Equity
Value per Unit in \$	A-Class: 53.41
Total Assets in \$	231,796,430
Total Number of Holdings	65
Minimum Investment in \$	1,000
Minimum Subsequent Investment in \$	25
Management Style	Growth
Capitalization	Small
Management Expense Ratio in %	2.40 ¹
Eligibility	A-Class: REG and NON-REG
Distribution Frequency	A-Class: annually
Risk Level	<div style="display: flex; justify-content: space-between; width: 100px;"> Low Medium High </div>

FUND DESCRIPTION

Desjardins Canadian Small Cap Equity Fund seeks to provide unitholders the long term capital appreciation. To do this, the Fund invests primarily in equity securities of Canadian small-capitalization corporations.

PERFORMANCE ANALYSIS



CODES	Purchase option (prefix=DJT)			
Class	NL	ISC	DSC	LL
Caisse Network				
A	00062			
Advisor				
C		03062	03262	03462
Fee Based				
F	03862			
Discount Brokerage				
D	07062			

	1 Mth	3 Mth	6 Mth	1 Yr	3 Yr	5 Yr	10 Yr	Since Inception	Annual Compound Returns (%)
A-Class	-1.7	4.3	14.1	35.8	13.5	7.9	9.5	7.4	

Benchmark Index (target)
100% S&P/TSX Small Cap Index (Total return)

PORTFOLIO MANAGER(S)

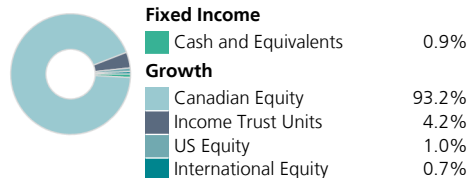
Desjardins Global Asset Management (DGAM)
Fiera Capital Corporation*

FUND MANAGER

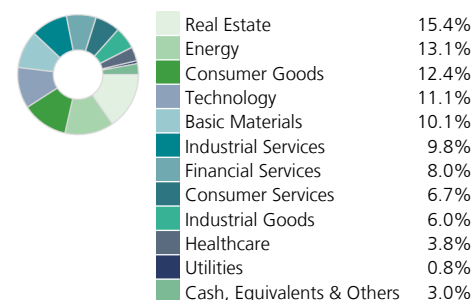
Desjardins Investments Inc.
www.desjardinsfunds.com

Note(s):¹Source: Annual/Interim Management Report.
*Portfolio manager mandated by Desjardins Global Asset Management.

ASSET ALLOCATION



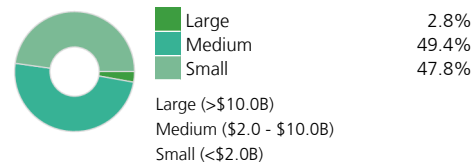
SECTOR ALLOCATION



TOP HOLDINGS

Enerplus Corp	3.52%
ATS Automation Tooling Systems Inc	3.43%
Boyd Group Services Inc	3.23%
Aritzia Inc	3.18%
Cargojet Inc	3.00%
Colliers International Group Inc	3.00%
StorageVault Canada Inc	2.96%
Birchcliff Energy Ltd	2.90%
Premium Brands Holdings Corp	2.80%
Park Lawn Income Trust	2.76%
Total	30.78%

CAPITALIZATION ALLOCATION



SEPTEMBER 30, 2021

DESJARDINS
CANADIAN SMALL CAP EQUITY FUND



The Desjardins Funds are not guaranteed, their value fluctuates frequently, and their past performance is not indicative of their future returns. The indicated rates of return are the historical annual compounded total returns of the date of the present document including changes in securities value and reinvestment of all distributions and do not consider sales, redemption, distribution or other optional charges, or income taxes payable by any securityholder that would have reduced returns. Commissions, trailing commissions, management fees and expenses all may be associated with mutual fund investments. Please read the prospectus before investing. The Desjardins Funds are offered by registered dealers.