

DESJARDINS GLOBAL TOTAL RETURN BOND FUND

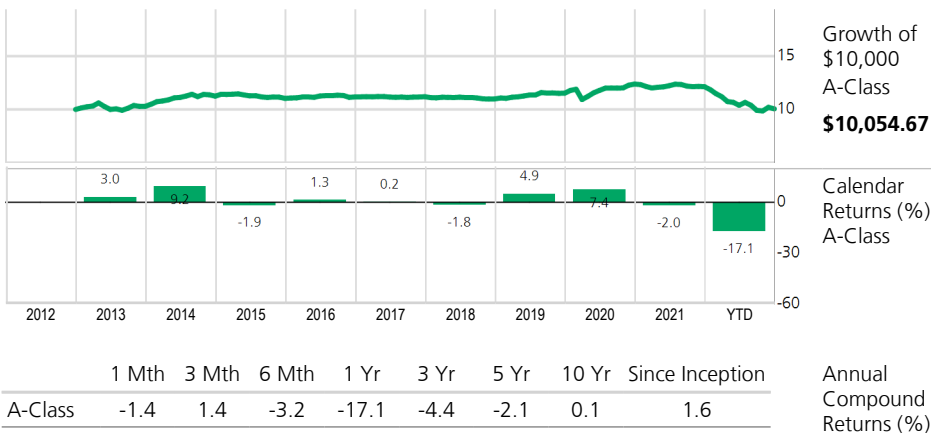


Inception Date	A-Class: January 12, 2004
Asset Class	Global fixed income
Value per Unit in \$	A-Class: 10.24
Total Assets in \$	1,223,519,459
Total Number of Holdings	534
Minimum Investment in \$	1,000
Minimum Subsequent Investment in \$	25
Management Style	Top-down
Capitalization	N/A
Management Expense Ratio in %	1.61 ¹
Eligibility	A-Class: REG and NON-REG
Distribution Frequency	A-Class: monthly
Distribution per unit	A-Class: \$0.0191
Risk Level	<div style="display: flex; width: 100px; height: 15px; border: 1px solid black; background-color: #008000; margin-bottom: 5px;"></div> <div style="display: flex; width: 100px; height: 15px; border: 1px solid black; background-color: #cccccc; margin-bottom: 5px;"></div> <div style="display: flex; width: 100px; height: 15px; border: 1px solid black; background-color: #cccccc; margin-bottom: 5px;"></div> <div style="display: flex; width: 100px; height: 15px; border: 1px solid black; background-color: #cccccc;"></div> Low Medium High

FUND DESCRIPTION

The objective of this Fund is to provide an income return and some long-term capital appreciation by investing primarily in fixed-income securities of issuers throughout the world.

PERFORMANCE ANALYSIS



CODES		Purchase option (prefix=DJT)			
Class	NL	ISC	DSC	LL	
Caisse Network					
A	00052				
Advisor					
I	00652				
C		03052	03252	03452	
Fee Based					
F	03852				
Discount Brokerage					
D	07052				
Navex					
N	DGTRB				
Discretionary Management					
PM	09252				

PORTFOLIO MANAGER(S)

Desjardins Global Asset Management (DGAM)
PGIM, Inc.*

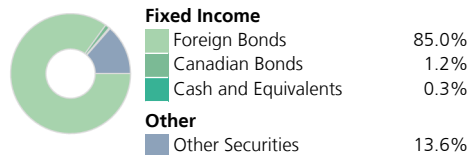
FUND MANAGER

Desjardins Investments Inc.
www.desjardinsfunds.com

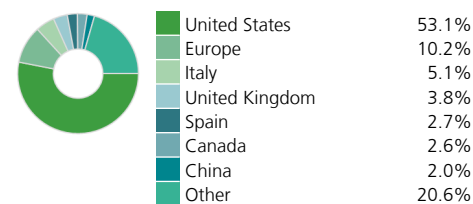
Note(s): ¹Source: Annual/Interim Management Report.
*Portfolio manager mandated by Desjardins Global Asset Management.

Benchmark Index (target)
100% Bloomberg Global Aggregate Excluding Japan Index (CAD hedged)

ASSET ALLOCATION



GEOGRAPHIC ASSET ALLOCATION



TOP HOLDINGS

Italy Government 6.00% 04-Aug-2028	2.68%
United States Treasury 1.88% 15-Feb-2051	1.69%
Spain Government 5.25% 06-Apr-2029	1.65%
United States Treasury 2.75% 15-Nov-2047	1.50%
Cash and Cash Equivalents	1.36%
Greece Government 1.88% 04-Feb-2035	1.25%
United States Treasury 2.25% 15-May-2041	1.25%
Carlyle Gbl Mkt Strat CLO Ltd 5.58% 20-Jul-2032	1.09%
United States Treasury 1.88% 15-Feb-2041	1.08%
Koninklijke Philips NV 1.88% 05-May-2027	0.97%
Total	14.52%

TERM TO MATURITY

1 to 5 years	27.3%
5 to 10 years	46.2%
Above 10 years	26.5%
Average maturity (Years)	9.0
Duration (Years)	6.5
Yield to maturity	5.9%

CREDIT RATING

High	23.4%
Medium	61.9%
Low	14.7%

DECEMBER 31, 2022

DESJARDINS
GLOBAL TOTAL RETURN BOND FUND



The Desjardins Funds are not guaranteed, their value fluctuates frequently, and their past performance is not indicative of their future returns. The indicated rates of return are the historical annual compounded total returns of the date of the present document including changes in securities value and reinvestment of all distributions and do not consider sales, redemption, distribution or other optional charges, or income taxes payable by any securityholder that would have reduced returns. Commissions, trailing commissions, management fees and expenses all may be associated with mutual fund investments. Please read the prospectus before investing. The Desjardins Funds are offered by registered dealers.