

DESJARDINS ENHANCED BOND FUND

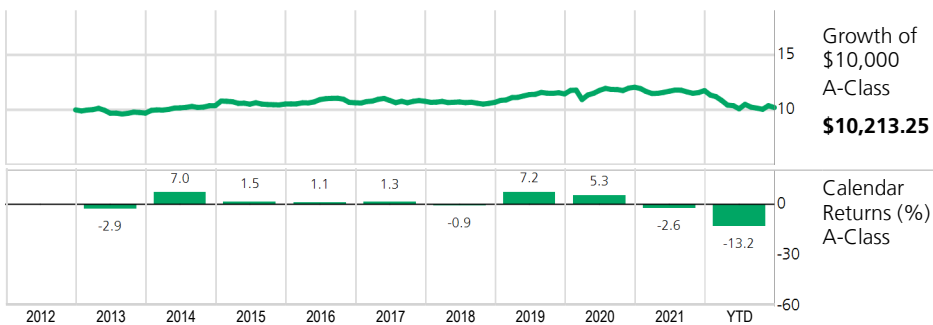


Inception Date	A-Class: January 12, 2004
Asset Class	Fixed income
Value per Unit in \$	A-Class: 9.15
Total Assets in \$	1,838,614,532
Total Number of Holdings	315
Minimum Investment in \$	1,000
Minimum Subsequent Investment in \$	25
Management Style	Top-down
Capitalization	N/A
Management Expense Ratio in %	1.32 ¹
Eligibility	A-Class: REG and NON-REG
Distribution Frequency	A-Class: monthly
Distribution per unit	A-Class: \$0.0155
Risk Level	<div style="display: flex; width: 100px; height: 15px; border: 1px solid black; background-color: #008000; margin-bottom: 5px;"></div> <div style="display: flex; width: 100px; height: 15px; border: 1px solid black; background-color: #cccccc; margin-bottom: 5px;"></div> <div style="display: flex; width: 100px; height: 15px; border: 1px solid black; background-color: #cccccc; margin-bottom: 5px;"></div> <div style="display: flex; width: 100px; height: 15px; border: 1px solid black; background-color: #cccccc;"></div> Low Medium High

FUND DESCRIPTION

The Desjardins Enhanced Bond Fund seeks to provide its holders a higher regular income and a higher security of capital using a portfolio consisting primarily of bonds issued by governments and corporations of Canada. The portfolio manager will also attempt to improve performance through opportunistic investments in emerging market bonds and foreign bonds.

PERFORMANCE ANALYSIS

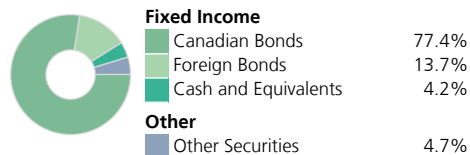


	1 Mth	3 Mth	6 Mth	1 Yr	3 Yr	5 Yr	10 Yr	Since Inception	Annual Compound Returns (%)
A-Class	-1.6	0.5	1.1	-13.2	-3.8	-1.1	0.2	2.2	

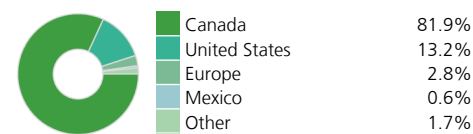
CODES		Purchase option (prefix=DJT)			
Class	NL	ISC	DSC	LL	
Caisse Network					
A	00051				
Advisor					
I	00651				
C		03051	03251	03451	
Fee Based					
F	03851				
Discount Brokerage					
D	07051				

Benchmark Index (target)
100% FTSE Canada Universe Bond Index

ASSET ALLOCATION



GEOGRAPHIC ASSET ALLOCATION



PORTFOLIO MANAGER(S)

Desjardins Global Asset Management (DGAM)
AllianceBernstein (Sanford C. Bernstein & Co.)*

FUND MANAGER

Desjardins Investments Inc.
www.desjardinsfunds.com

Note(s): ¹Source: Annual/Interim Management Report.
*Portfolio manager mandated by Desjardins Global Asset Management.

TOP HOLDINGS

Canada Government 2.25% 01-Dec-2029	3.87%
Canada Housing Trust No 1 2.65% 15-Dec-2028	3.46%
Cash and Cash Equivalents	3.34%
Ontario Province 2.05% 02-Jun-2030	2.86%
Quebec Province 3.75% 01-Sep-2024	2.56%
Canada Government 4.25% 01-Dec-2026	2.48%
British Columbia Province 1.55% 18-Jun-2031	2.31%
Alberta Province 1.65% 01-Jun-2031	2.25%
Ontario Province 1.90% 02-Dec-2051	2.19%
Ontario Province 2.30% 08-Sep-2024	2.02%
Total	27.34%

TERM TO MATURITY

1 to 5 years	31.2%
5 to 10 years	36.5%
Above 10 years	32.3%
Average maturity (Years)	11.4
Duration (Years)	7.6
Yield to maturity	4.7%

CREDIT RATING

High	40.4%
Medium	54.5%
Low	5.2%

DECEMBER 31, 2022

DESJARDINS
ENHANCED BOND FUND



The Desjardins Funds are not guaranteed, their value fluctuates frequently, and their past performance is not indicative of their future returns. The indicated rates of return are the historical annual compounded total returns of the date of the present document including changes in securities value and reinvestment of all distributions and do not consider sales, redemption, distribution or other optional charges, or income taxes payable by any securityholder that would have reduced returns. Commissions, trailing commissions, management fees and expenses all may be associated with mutual fund investments. Please read the prospectus before investing. The Desjardins Funds are offered by registered dealers.