

# DESJARDINS GLOBAL BALANCED GROWTH FUND

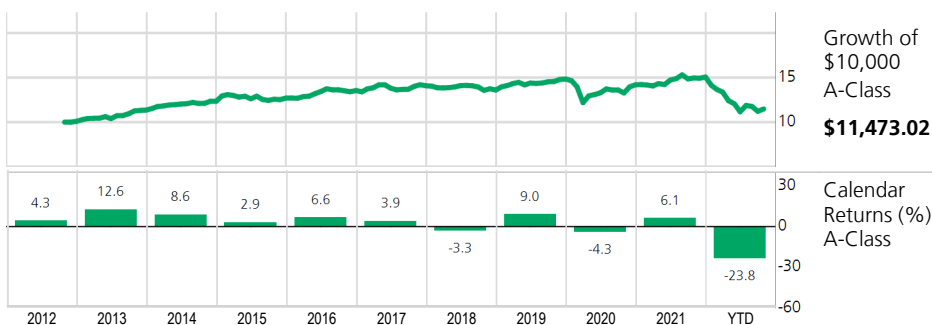


Inception Date	A-Class: August 20, 1986
Asset Class	Balanced
Value per Unit in \$	A-Class: 14.98
Total Assets in \$	70,926,132
Total Number of Holdings	267
Minimum Investment in \$	1,000
Minimum Subsequent Investment in \$	25
Management Style	Blend
Capitalization	Large
Management Expense Ratio in %	2.29 <sup>1</sup>
Eligibility	A-Class: REG and NON-REG
Distribution Frequency	A-Class: quarterly
Risk Level	Low Medium High

## FUND DESCRIPTION

Desjardins Global Balanced Growth Fund seeks to provide unitholders with a total return greater than investing primarily in equity securities and fixed income securities, and in all regions of the world. The proportion of the fund's assets invested in equity and fixed income securities may vary according to market conditions.

## PERFORMANCE ANALYSIS




CODES		Purchase option (prefix=DJT)			
Class	NL	ISC	DSC	LL	
Caisse Network					
A	00007				
Advisor					
I	00607				
C		03007	03207	03407	
Fee Based					
F	03807				
Discount Brokerage					
D	07007				

	1 Mth	3 Mth	6 Mth	1 Yr	3 Yr	5 Yr	10 Yr	Since Inception	Annual Compound Returns (%)
A-Class	2.3	-3.4	-7.6	-23.2	-7.6	-3.9	1.4	4.1	

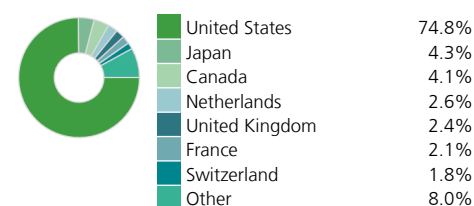
## Benchmark Index (target)

5% FTSE Canada 60-day Treasury Bill Index; 17.5% FTSE Canada All Government Bond Index; 17.5% FTSE Canada All Corporate Bond Index; 30% S&P/TSX Composite Index (Total return); 30% MSCI All Country World Index (Total return)

## ASSET ALLOCATION



## GEOGRAPHIC ASSET ALLOCATION



## PORTFOLIO MANAGER(S)

Desjardins Global Asset Management (DGAM)  
Wellington Management Company\*

## FUND MANAGER

Desjardins Investments Inc.  
www.desjardinsfunds.com

**Note(s):**<sup>1</sup>Source: Annual/Interim Management Report.

\*Portfolio manager mandated by Desjardins Global Asset Management.

## TOP HOLDINGS

Cash and Cash Equivalents	3.03%
Amazon.com Inc	2.29%
Alphabet Inc Cl C	1.61%
T-Mobile US Inc	1.60%
Mastercard Inc Cl A	1.56%
Eli Lilly and Co	1.39%
Schlumberger NV	1.24%
American Express Co	1.09%
Charles Schwab Corp	1.04%
Blackstone Inc	1.02%
<b>Total</b>	<b>15.87%</b>

## TERM TO MATURITY

1 to 5 years	36.4%
5 to 10 years	39.0%
Above 10 years	24.6%
Average maturity (Years)	8.9
Duration (Years)	6.1
Yield to maturity	6.5%

## CREDIT RATING

High	28.7%
Medium	52.3%
Low	19.0%

OCTOBER 31, 2022

DESJARDINS  
GLOBAL BALANCED GROWTH FUND



The Desjardins Funds are not guaranteed, their value fluctuates frequently, and their past performance is not indicative of their future returns. The indicated rates of return are the historical annual compounded total returns of the date of the present document including changes in securities value and reinvestment of all distributions and do not consider sales, redemption, distribution or other optional charges, or income taxes payable by any securityholder that would have reduced returns. Commissions, trailing commissions, management fees and expenses all may be associated with mutual fund investments. Please read the prospectus before investing. The Desjardins Funds are offered by registered dealers.