



DESJARDINS MONEY MARKET FUND

Quarterly Information on Portfolio (unaudited)
as at June 30, 2011



Desjardins

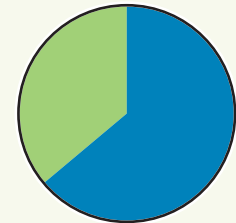
Cooperating in building the future

SUMMARY OF INVESTMENT PORTFOLIO

Top 25 Positions

This section does not present data; in compliance with Instrument 81-106, which requires that cash and cash equivalents be grouped under one category, the 25 largest holdings of the Fund are almost all represented in this category.

Net Asset Value Mix as at June 30, 2011



● 64.3%	Money Market Securities
● 60.9%	Corporations
● 3.4%	Provincial Governments and Crown Corporations
● 36.1%	Bonds
● -0.4%	Other Net Assets Value
<hr/>	
100.0%	

Total net asset value: \$145,303,589

The summary of Investment Portfolio may change due to ongoing portfolio transactions of the investment fund.

A quarterly update may be consulted at the following Internet address: desjardinsfunds.com.

You may request copies of the update and other information about the Desjardins Funds, all at no cost:

- At desjardinsfunds.com; or
- By calling, in the Montréal area, **514 286-3499** or the toll-free telephone number **1 866 666-1280**; or
- By contacting the
Fédération des caisses Desjardins du Québec
Desjardins Funds Customer Service
2 Complexe Desjardins
P.O. Box 9000, Desjardins Station
Montréal, Québec H5B 1H5

DESJARDINS SHORT-TERM INCOME FUND

Quarterly Information on Portfolio (unaudited)
as at June 30, 2011



Cooperating in building the future

SUMMARY OF INVESTMENT PORTFOLIO

Top 25 Positions (long positions)*

	Net Asset Value %
1 Cash and Cash Equivalents	9.6
2 Financement-Québec, 5.250%, 2011-12-01	9.4
3 Government of Canada, 4.250%, 2018-06-01	9.1
4 Province of Ontario, 4.500%, 2012-12-02	6.4
5 Cadillac Fairview Corporation, Series A, 3.240%, 2016-01-25	5.2
6 Government of Canada, 3.500%, 2020-06-01	5.1
7 Canadian Imperial Bank of Commerce, 3.100%, 2015-03-02	2.6
8 Province of Ontario, 4.400%, 2011-12-02	2.3
9 Royal Bank of Canada, floating rate, 2020-11-02	1.9
10 Bank of Montreal, 3.103%, 2016-03-10	1.8
11 Teranet Income Fund, 3.531%, 2015-12-16	1.2
12 Scotiabank, 5.250%, initial rate (until 2012), 2017-11-01	1.2
13 Government of Canada, 2.000%, 2012-09-01	1.2
14 Commerzbank, 4.500%, initial rate (until 2011), 2016-12-15	1.1
15 Plenary Health Hamilton, 3.157%, 2013-12-13	1.1
16 Real Estate Asset Liquidity Trust, 4.342%, 2015-06-12	1.0
17 Province of Ontario, 3.150%, 2015-09-08	1.0
18 National Bank of Canada, 3.580%, 2016-04-26	0.9
19 Plenary Properties, 3.801%, 2014-08-18	0.9
20 City of Québec, 3.750%, 2015-05-28	0.9
21 Caterpillar Financial Services Corporation, 4.940%, 2012-06-01	0.9
22 Westcoast Energy, 8.300%, 2013-12-30	0.9
23 GE Capital Canada Funding Company, 4.400%, 2014-06-01	0.8
24 Cards II Trust, Class A, Series 2010-2, 3.048%, 2013-05-15	0.8
25 Molson Coors Capital Finance, 5.000%, 2015-09-22	0.8
Total	68.1

* There is no short position in this Fund.

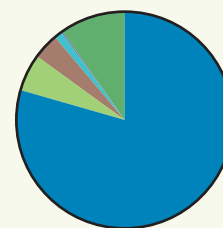
The summary of Investment Portfolio may change due to ongoing portfolio transactions of the investment fund.

A quarterly update may be consulted at the following Internet address: desjardinsfunds.com.

You may request copies of the update and other information about the Desjardins Funds, all at no cost:

- At desjardinsfunds.com; or
- By calling, in the Montréal area, **514 286-3499** or the toll-free telephone number **1 866 666-1280**; or
- By contacting the
Fédération des caisses Desjardins du Québec
Desjardins Funds Customer Service
2 Complexe Desjardins
P.O. Box 9000, Desjardins Station
Montréal, Québec H5B 1H5

Net Asset Value Mix as at June 30, 2011



● 79.7%	Canadian Bonds
● 27.3%	Corporations
● 24.3%	Provincial Governments and Crown Corporations
● 15.3%	Government of Canada
● 12.8%	Municipalities and Semi-Public Institutions
● 5.5%	Asset-Backed Securities
● 3.7%	Mortgage-Backed Securities
● 1.1%	Foreign Bonds
● 0.4%	Mortgages
● 9.6%	Cash and Cash Equivalents
<hr/>	
100.0%	

Total net asset value: \$893,567,626

DESJARDINS CANADIAN BOND FUND

Quarterly Information on Portfolio (unaudited)
as at June 30, 2011



Cooperating in building the future

SUMMARY OF INVESTMENT PORTFOLIO

Top 25 Positions (long positions)*

	Net Asset Value %
1 Canada Housing Trust, 4.550%, 2012-12-15	3.7
2 Canada Housing Trust, 2.450%, 2015-12-15	3.4
3 Canada Housing Trust, 2.700%, 2013-12-15	2.4
4 Government of Canada, 5.000%, 2037-06-01	2.0
5 Government of Canada, Series WL43, 5.750%, 2029-06-01	2.0
6 Canada Housing Trust, 2.750%, 2014-12-15	1.9
7 Government of Canada, 3.250%, 2021-06-01	1.8
8 Province of Ontario, 4.200%, 2018-03-08	1.7
9 Province of Québec, 5.500%, 2014-12-01	1.5
10 Province of Québec, 5.000%, 2015-12-01	1.3
11 Province of Ontario, 4.200%, 2020-06-02	1.2
12 Canadian Imperial Bank of Commerce, 3.300%, 2014-11-19	1.2
13 Canadian Imperial Bank of Commerce, 5.000%, 2012-09-10	1.1
14 Toronto-Dominion Bank, 5.382%, (floating rate from 2012-11-01), 2017-11-01	1.1
15 Toronto-Dominion Bank, 5.141%, 2012-11-19	1.1
16 Scotiabank, 4.990%, (floating rate from 2013-03-27), 2018-03-27	1.0
17 Province of Ontario, 7.600%, 2027-06-02	1.0
18 Province of Ontario, 4.400%, 2016-03-08	1.0
19 Royal Bank of Canada, 5.000%, initial rate (until 2013), 2018-06-06	1.0
20 Province of Québec, 5.000%, 2038-12-01	1.0
21 Province of Ontario, 3.250%, 2014-09-08	1.0
22 Royal Bank of Canada, 5.200%, 2012-08-15	0.9
23 Scotiabank, 4.560%, 2013-10-30	0.9
24 Scotiabank, 3.030%, 2012-06-04	0.9
25 Province of Ontario, 4.400%, 2019-06-02	0.8
Total	36.9

* There is no short position in this Fund.

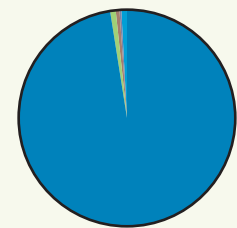
The summary of Investment Portfolio may change due to ongoing portfolio transactions of the investment fund.

A quarterly update may be consulted at the following Internet address: desjardinsfunds.com.

You may request copies of the update and other information about the Desjardins Funds, all at no cost:

- At desjardinsfunds.com; or
- By calling, in the Montréal area, **514 286-3499** or the toll-free telephone number **1 866 666-1280**; or
- By contacting the
Fédération des caisses Desjardins du Québec
Desjardins Funds Customer Service
2 Complexe Desjardins
P.O. Box 9000, Desjardins Station
Montréal, Québec H5B 1H5

Net Asset Value Mix as at June 30, 2011



● 97.6%	Canadian Bonds
	42.6% Corporations
	28.5% Provincial Governments and Crown Corporations
	21.9% Government of Canada
	4.6% Municipalities and Semi-Public Institutions
● 1.0%	Supranational Bonds
● 0.3%	Asset-Backed Securities
● 0.2%	U.S. Bonds
● 0.1%	Foreign Bonds
● 0.1%	Mortgage-Backed Securities
● 0.7%	Cash and Cash Equivalents
	100.0%

Total net asset value: \$2,160,859,786

DESJARDINS ENHANCED BOND FUND

Quarterly Information on Portfolio (unaudited)
as at June 30, 2011



Cooperating in building the future

SUMMARY OF INVESTMENT PORTFOLIO

Top 25 Positions (long positions)*

	Net Asset Value %
1 Government of Canada, 3.750%, 2019-06-01	8.5
2 Government of Canada, 3.000%, 2014-06-01	7.6
3 Province of Ontario, 4.200%, 2020-06-02	3.6
4 Province of Ontario, 4.300%, 2017-03-08	3.5
5 Province of British Columbia, 4.100%, 2019-12-18	3.0
6 Government of Canada, 3.500%, 2013-06-01	2.5
7 Cash and Cash Equivalents	2.5
8 Bundesrepublik Deutschland, 3.000%, 2020-07-04	2.3
9 Government of Canada, 3.500%, 2020-06-01	2.2
10 Government of Canada, 5.000%, 2037-06-01	1.5
11 Province of Ontario, 4.600%, 2039-06-02	1.4
12 NHA MBS of Scotiabank, 2.900%, 2020-11-01	1.3
13 NHA MBS of Scotiabank, 3.930%, 2018-09-01	1.1
14 Municipal Finance Authority of British Columbia, 4.650%, 2016-04-19	1.0
15 Australian Government, Series 123, 5.750%, 2012-04-15	1.0
16 Mex Bonos Desarr Fix RT, Series M, 6.500%, 2021-06-10	1.0
17 Government of Canada, Series 1, stripped, %, 2041-06-01	0.8
18 Government of Canada, 4.250%, 2018-06-01	0.7
19 Province of Ontario, real return, 2.000%, 2036-12-01	0.7
20 Government of Canada, 4.000%, 2041-06-01	0.7
21 Province of Manitoba, 5.000%, 2044-09-05	0.6
22 Bank of Montreal, 5.200%, initial rate (until 2012), 2017-06-21	0.6
23 European Bank for Reconstruction and Development, 9.250%, 2012-09-10	0.5
24 Merrill Lynch Mortgage Loans, 5.414%, 2016-08-12	0.5
25 Teranet Income Fund, 3.531%, 2015-12-16	0.5
Total	49.6

* There is no short position in this Fund.

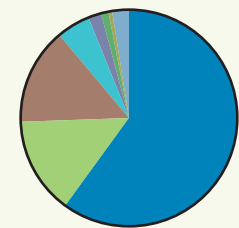
The summary of Investment Portfolio may change due to ongoing portfolio transactions of the investment fund.

A quarterly update may be consulted at the following Internet address: desjardinsfunds.com.

You may request copies of the update and other information about the Desjardins Funds, all at no cost:

- At desjardinsfunds.com; or
- By calling, in the Montréal area, **514 286-3499** or the toll-free telephone number **1 866 666-1280**; or
- By contacting the
Fédération des caisses Desjardins du Québec
Desjardins Funds Customer Service
2 Complexe Desjardins
P.O. Box 9000, Desjardins Station
Montréal, Québec H5B 1H5

Net Asset Value Mix as at June 30, 2011



60.0%	Canadian Bonds
25.0%	Government of Canada
16.3%	Provincial Governments and Crown Corporations
13.2%	Corporations
5.5%	Municipalities and Semi-Public Institutions
14.6%	U.S. Bonds
14.4%	Foreign Bonds
5.0%	Mortgage-Backed Securities
2.1%	Supranational Bonds
0.9%	Asset-Backed Securities
0.3%	Equities
0.2%	Derivative Financial Instruments
2.5%	Cash and Cash Equivalents

100.0%
Total net asset value: \$1,936,182,466



DESJARDINS CAPITAL YIELD BOND FUND

Quarterly Information on Portfolio (unaudited)
as at June 30, 2011



Desjardins

Cooperating in building the future

SUMMARY OF INVESTMENT PORTFOLIO

Positions (long positions)* and Net Asset Value Mix of the Fund	Net Asset Value %
1 Forward contract exposure to return of the Desjardins Canadian Bond Fund	48.4
2 Forward contract exposure to return of the Desjardins Enhanced Bond Fund	48.2
3 Cash and Cash Equivalents	3.4
Total	100.0

In accordance with the terms and conditions of every forward contract entered into by the Fund, the latter will deliver, upon expiration of the forward contracts, equity securities held by the Fund in return for a cash payment for which the amount will have been established by the Fund and the counterparty at the time the forward contracts will have been entered into.

Total net asset value: **\$166,700,593**

* There is no short position in this Fund.

The summary of Investment Portfolio may change due to ongoing portfolio transactions of the investment fund. A quarterly update may be consulted at the following Internet address: desjardinsfunds.com.

You may request copies of the update and other information about the Desjardins Funds, all at no cost:

- At desjardinsfunds.com; or
- By calling, in the Montréal area, **514 286-3499** or the toll-free telephone number **1 866 666-1280**; or
- By contacting the
Fédération des caisses Desjardins du Québec
Desjardins Funds Customer Service
2 Complexe Desjardins
P.O. Box 9000, Desjardins Station
Montréal, Québec H5B 1H5

DESJARDINS CANADIAN BALANCED FUND

Quarterly Information on Portfolio (unaudited)
as at June 30, 2011



Cooperating in building the future

SUMMARY OF INVESTMENT PORTFOLIO

Top 25 Positions (long positions)*

	Net Asset Value %
1 Desjardins Overseas Equity Growth Fund, I-Class	11.6
2 Cash and Cash Equivalents	5.0
3 Government of Canada, 1.750%, 2013-03-01	4.0
4 PSP Capital, 4.570%, 2013-12-09	2.3
5 Toronto-Dominion Bank	2.3
6 Suncor Energy	2.3
7 Government of Canada, 2.000%, 2016-06-01	2.1
8 Royal Bank of Canada	2.0
9 Government of Canada, 4.000%, 2041-06-01	1.9
10 Scotiabank	1.8
11 Government of Canada, 3.000%, 2015-12-01	1.7
12 Ontario School Boards Financing Corporation. Private Placement, Series 06A1, 5.070%, 2031-04-18	1.7
13 Canadian Natural Resources	1.6
14 Royal Office Finance, Series A, 5.209%, 2032-11-12	1.4
15 Potash Corporation of Saskatchewan	1.2
16 Merrill Lynch Financial Asset, 5.441%, 2014-03-12	1.1
17 TransGlobe Energy Corporation	1.1
18 Teck Resources, Class B	1.1
19 Talisman Energy	1.1
20 Goldcorp	1.1
21 Manulife Financial Corporation	0.9
22 Bombardier, Class B	0.9
23 Kinross Gold Corporation	0.9
24 Home Capital Group	0.9
25 Province of Ontario, 4.700%, 2037-06-02	0.8
Total	52.8

* There is no short position in this Fund.

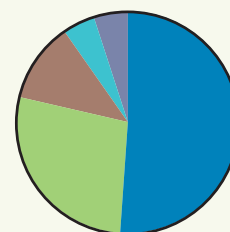
The summary of Investment Portfolio may change due to ongoing portfolio transactions of the investment fund.

A quarterly update may be consulted at the following Internet address: desjardinsfunds.com.

You may request copies of the update and other information about the Desjardins Funds, all at no cost:

- At desjardinsfunds.com; or
- By calling, in the Montréal area, **514 286-3499** or the toll-free telephone number **1 866 666-1280**; or
- By contacting the
Fédération des caisses Desjardins du Québec
Desjardins Funds Customer Service
2 Complexe Desjardins
P.O. Box 9000, Desjardins Station
Montréal, Québec H5B 1H5

Net Asset Value Mix as at June 30, 2011



● 51.3%	Equities
	35.6% Canadian Equities
	15.4% U.S. Equities
	0.3% Foreign Equities
● 27.5%	Bonds
● 11.6%	Foreign Investment Funds
● 4.6%	Mortgage-Backed Securities
● 5.0%	Cash and Cash Equivalents
100.0%	

Total net asset value: \$295,324,092

DESJARDINS QUÉBEC BALANCED FUND

Quarterly Information on Portfolio (unaudited)
as at June 30, 2011



Cooperating in building the future

SUMMARY OF INVESTMENT PORTFOLIO

Top 25 Positions (long positions)*

	Net Asset Value %
1 Cash and Cash Equivalents	10.5
2 Province of Québec, 5.000%, 2038-12-01	4.7
3 Bombardier, Class B	4.6
4 CGI Group, Class A	3.8
5 Gildan Activewear	3.7
6 National Bank of Canada	3.6
7 Alimentation Couche-Tard, Class B	2.9
8 Province of Québec, 5.250%, 2013-10-01	2.7
9 Canadian National Railway Company	2.6
10 Metro, Class A	2.6
11 TransForce	2.4
12 CAE	2.3
13 Power Corporation of Canada	2.3
14 Hydro-Québec, Series JN, 5.000%, 2050-02-15	2.3
15 SNC-Lavalin Group	2.2
16 Cogeco Cable	2.1
17 Power Financial Corporation	2.0
18 Laurentian Bank of Canada	1.9
19 Industrial Alliance Insurance and Financial Services	1.9
20 BCE	1.8
21 Osisko Mining Corporation	1.7
22 EXFO	1.7
23 Province of Québec, 6.000%, 2029-10-01	1.7
24 Saputo Group	1.6
25 Dollarama	1.6
Total	71.2

* There is no short position in this Fund.

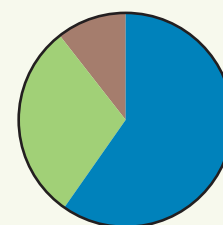
The summary of Investment Portfolio may change due to ongoing portfolio transactions of the investment fund.

A quarterly update may be consulted at the following Internet address: desjardinsfunds.com.

You may request copies of the update and other information about the Desjardins Funds, all at no cost:

- At desjardinsfunds.com; or
- By calling, in the Montréal area, **514 286-3499** or the toll-free telephone number **1 866 666-1280**; or
- By contacting the
Fédération des caisses Desjardins du Québec
Desjardins Funds Customer Service
2 Complexe Desjardins
P.O. Box 9000, Desjardins Station
Montréal, Québec H5B 1H5

Net Asset Value Mix as at June 30, 2011



● 59.9%	Equities
	15.2% Industrials
	11.7% Financials
	9.8% Consumer Discretionary
	8.3% Consumer Staples
	7.3% Information Technology
	4.0% Materials
	1.8% Telecommunication Services
	1.1% Utilities
	0.7% Health Care
● 29.6%	Bonds
● 10.5%	Cash and Cash Equivalents
100.0%	

Total net asset value: \$263,458,817

DESJARDINS DIVIDEND INCOME FUND

Quarterly Information on Portfolio (unaudited)
as at June 30, 2011



Cooperating in building the future

SUMMARY OF INVESTMENT PORTFOLIO

Top 25 Positions (long positions)*

	Net Asset Value %
1 Toronto-Dominion Bank	3.3
2 Royal Bank of Canada	3.2
3 Government of Canada, 1.750%, 2013-03-01	2.7
4 Scotiabank	2.7
5 Suncor Energy	2.6
6 Cash and Cash Equivalents	2.4
7 Barrick Gold Corporation	2.3
8 Government of Canada, 2.000%, 2016-06-01	2.1
9 Goldcorp	1.8
10 Canadian Natural Resources	1.6
11 Agrium	1.6
12 Talisman Energy	1.5
13 Canadian National Railway Company	1.4
14 Bank of Montreal	1.4
15 Government of Canada, 4.000%, 2041-06-01	1.3
16 Cenovus Energy	1.3
17 Horizons BetaPro S&P/TSX 60T Index ETF	1.3
18 PSP Capital, 4.570%, 2013-12-09	1.2
19 TELUS Corporation	1.1
20 Manulife Financial Corporation	1.1
21 EnCana Corporation	1.0
22 Rogers Communications, Class B	1.0
23 Potash Corporation of Saskatchewan	0.9
24 Government of Canada, 3.000%, 2015-12-01	0.9
25 Province of Québec, 5.000%, 2038-12-01	0.9
Total	42.6

* There is no short position in this Fund.

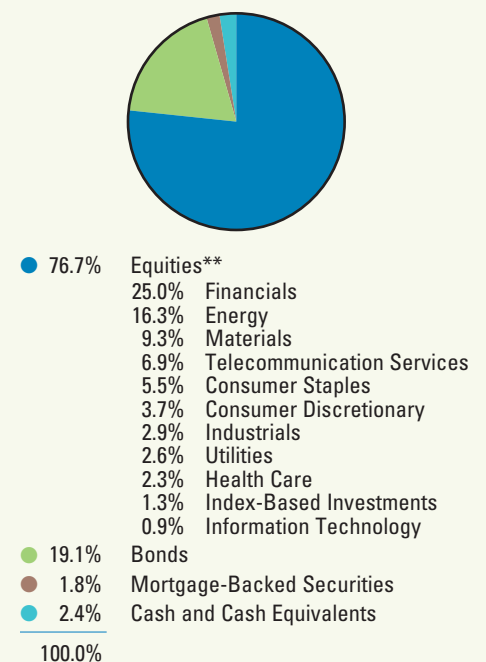
The summary of Investment Portfolio may change due to ongoing portfolio transactions of the investment fund.

A quarterly update may be consulted at the following Internet address: desjardinsfunds.com.

You may request copies of the update and other information about the Desjardins Funds, all at no cost:

- At desjardinsfunds.com; or
- By calling, in the Montréal area, **514 286-3499** or the toll-free telephone number **1 866 666-1280**; or
- By contacting the
Fédération des caisses Desjardins du Québec
Desjardins Funds Customer Service
2 Complexe Desjardins
P.O. Box 9000, Desjardins Station
Montréal, Québec H5B 1H5

Net Asset Value Mix as at June 30, 2011



Total net asset value: \$874,593,999

** Canadian Preferred Shares represent 9.5% of the Fund's net asset value.

DESJARDINS DIVIDEND GROWTH FUND

Quarterly Information on Portfolio (unaudited)
as at June 30, 2011



Cooperating in building the future

SUMMARY OF INVESTMENT PORTFOLIO

Top 25 Positions (long positions)*

	Net Asset Value %
1 Royal Bank of Canada	5.4
2 Toronto-Dominion Bank	5.0
3 Scotiabank	4.9
4 SNC-Lavalin Group	3.6
5 Talisman Energy	3.2
6 Manulife Financial Corporation	2.8
7 EnCana Corporation	2.6
8 Thomson Reuters Corporation	2.6
9 Cenovus Energy	2.6
10 Canadian National Railway Company	2.6
11 TransCanada Corporation	2.5
12 Canadian Natural Resources	2.4
13 Metro, Class A	2.4
14 Enbridge	2.4
15 Potash Corporation of Saskatchewan	2.2
16 Rogers Communications, Class B	2.2
17 Suncor Energy	1.9
18 Great-West Lifeco	1.9
19 Pembina Pipeline Corporation	1.8
20 Shaw Communications, Class B	1.8
21 Corus Entertainment, Class B	1.7
22 Nexen	1.7
23 Cogeco Cable	1.7
24 Bonavista Energy Corporation	1.7
25 Shoppers Drug Mart Corporation	1.7
Total	65.3

* There is no short position in this Fund.

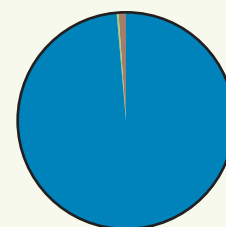
The summary of Investment Portfolio may change due to ongoing portfolio transactions of the investment fund.

A quarterly update may be consulted at the following Internet address: desjardinsfunds.com.

You may request copies of the update and other information about the Desjardins Funds, all at no cost:

- At desjardinsfunds.com; or
- By calling, in the Montréal area, **514 286-3499** or the toll-free telephone number **1 866 666-1280**; or
- By contacting the
Fédération des caisses Desjardins du Québec
Desjardins Funds Customer Service
2 Complexe Desjardins
P.O. Box 9000, Desjardins Station
Montréal, Québec H5B 1H5

Net Asset Value Mix as at June 30, 2011



● 98.8%	Equities
	27.8% Energy
	24.3% Financials
	12.3% Consumer Staples
	12.3% Industrials
	9.8% Consumer Discretionary
	4.3% Telecommunication Services
	3.2% Materials
	2.6% Health Care
	2.2% Utilities
● 0.2%	Derivative Financial Instruments
● 1.0%	Cash and Cash Equivalents
100.0%	

Total net asset value: \$513,884,769

DESJARDINS CANADIAN EQUITY VALUE FUND

Quarterly Information on Portfolio (unaudited)
as at June 30, 2011



Cooperating in building the future

SUMMARY OF INVESTMENT PORTFOLIO

Top 25 Positions (long positions)*

	Net Asset Value %
1 Suncor Energy	4.7
2 Toronto-Dominion Bank	4.4
3 Teck Resources, Class B	3.3
4 Magna International, Class A	3.2
5 Precision Drilling Corporation	3.0
6 Barrick Gold Corporation	2.9
7 Potash Corporation of Saskatchewan	2.6
8 Canadian Imperial Bank of Commerce	2.5
9 Manulife Financial Corporation	2.5
10 National Bank of Canada	2.3
11 Bank of Montreal	2.0
12 Royal Bank of Canada	2.0
13 Nexen	1.9
14 EnCana Corporation	1.8
15 Metro, Class A	1.7
16 Lundin Mining Corporation	1.7
17 TELUS Corporation	1.7
18 Mullen Group	1.6
19 CCL Industries, Class B	1.5
20 Power Corporation of Canada	1.5
21 Husky Energy	1.5
22 IGM Financial	1.5
23 Canadian Natural Resources	1.5
24 Empire Company, Class A	1.4
25 Goldcorp	1.4
Total	56.1

* There is no short position in this Fund.

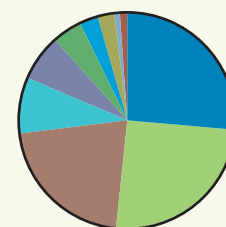
The summary of Investment Portfolio may change due to ongoing portfolio transactions of the investment fund.

A quarterly update may be consulted at the following Internet address: desjardinsfunds.com.

You may request copies of the update and other information about the Desjardins Funds, all at no cost:

- At desjardinsfunds.com; or
- By calling, in the Montréal area, **514 286-3499** or the toll-free telephone number **1 866 666-1280**; or
- By contacting the
Fédération des caisses Desjardins du Québec
Desjardins Funds Customer Service
2 Complexe Desjardins
P.O. Box 9000, Desjardins Station
Montréal, Québec H5B 1H5

Net Asset Value Mix as at June 30, 2011



26.6%	Energy
25.1%	Financials
21.6%	Materials
8.3%	Consumer Discretionary
6.8%	Industrials
4.4%	Consumer Staples
3.0%	Telecommunication Services
2.3%	Information Technology
1.0%	Utilities
0.9%	Cash and Cash Equivalents
100.0%	

Total net asset value: \$674,157,349

DESJARDINS CANADIAN EQUITY GROWTH FUND

Quarterly Information on Portfolio (unaudited)
as at June 30, 2011



Cooperating in building the future

▶ This Fund was modified as part of the changes which occurred on March 18, 2010. The name of Desjardins Canadian Equity Fund was changed to Desjardins Canadian Equity Growth Fund.

SUMMARY OF INVESTMENT PORTFOLIO

Top 25 Positions (long positions)*

Net Asset Value
%

	Net Asset Value %
1 Toronto-Dominion Bank	6.4
2 Suncor Energy	5.4
3 Royal Bank of Canada	4.7
4 Scotiabank	4.2
5 Canadian Natural Resources	3.5
6 Potash Corporation of Saskatchewan	3.3
7 Goldcorp	2.9
8 Teck Resources, Class B	2.3
9 Canadian National Railway Company	2.3
10 Manulife Financial Corporation	2.0
11 Finning International	2.0
12 Bombardier, Class B	2.0
13 Home Capital Group	1.9
14 Barrick Gold Corporation	1.8
15 Canadian Imperial Bank of Commerce	1.8
16 TransGlobe Energy Corporation	1.6
17 Talisman Energy	1.6
18 Gildan Activewear	1.5
19 Agrium	1.5
20 Legacy Oil + Gas	1.3
21 Advantage Oil & Gas	1.3
22 Dollarama	1.3
23 Peyto Exploration & Development Corp.	1.2
24 Kinross Gold Corporation	1.2
25 Onex Corporation	1.2
Total	60.2

* There is no short position in this Fund.

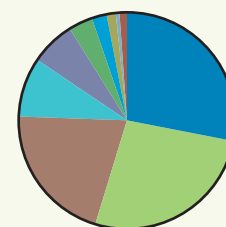
The summary of Investment Portfolio may change due to ongoing portfolio transactions of the investment fund.

A quarterly update may be consulted at the following Internet address: desjardinsfunds.com.

You may request copies of the update and other information about the Desjardins Funds, all at no cost:

- At desjardinsfunds.com; or
- By calling, in the Montréal area, **514 286-3499** or the toll-free telephone number **1 866 666-1280**; or
- By contacting the
Fédération des caisses Desjardins du Québec
Desjardins Funds Customer Service
2 Complexe Desjardins
P.O. Box 9000, Desjardins Station
Montréal, Québec H5B 1H5

Net Asset Value Mix as at June 30, 2011



28.3%	Financials
26.7%	Energy
20.7%	Materials
8.9%	Industrials
6.6%	Consumer Discretionary
3.7%	Information Technology
2.3%	Telecommunication Services
1.4%	Consumer Staples
0.5%	Health Care
0.9%	Cash and Cash Equivalents
100.0%	

Total net asset value: **\$1,193,304,317**

DESJARDINS ENVIRONMENT FUND

Quarterly Information on Portfolio (unaudited)
as at June 30, 2011



Cooperating in building the future

SUMMARY OF INVESTMENT PORTFOLIO

Top 25 Positions (long positions)*

	Net Asset Value %
1 Suncor Energy	8.0
2 Toronto-Dominion Bank	7.4
3 Royal Bank of Canada	7.2
4 Scotiabank	6.5
5 Potash Corporation of Saskatchewan	4.7
6 Cenovus Energy	4.0
7 Talisman Energy	3.9
8 Goldcorp	3.9
9 Teck Resources, Class B	3.7
10 Bombardier, Class B	3.2
11 ARC Resources	2.8
12 Manulife Financial Corporation	2.8
13 Canadian Imperial Bank of Commerce	2.6
14 Gildan Activewear	2.2
15 Barrick Gold Corporation	2.2
16 Kinross Gold Corporation	2.2
17 EnCana Corporation	2.2
18 Finning International	2.1
19 Rogers Communications, Class B	2.0
20 Laurentian Bank of Canada	2.0
21 Linamar Corporation	1.9
22 Shoppers Drug Mart Corporation	1.9
23 CGI Group, Class A	1.9
24 Progressive Waste Solutions	1.8
25 Methanex Corporation	1.7
Total	84.8

* There is no short position in this Fund.

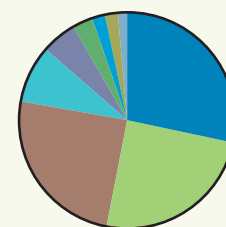
The summary of Investment Portfolio may change due to ongoing portfolio transactions of the investment fund.

A quarterly update may be consulted at the following Internet address: desjardinsfunds.com.

You may request copies of the update and other information about the Desjardins Funds, all at no cost:

- At desjardinsfunds.com; or
- By calling, in the Montréal area, **514 286-3499** or the toll-free telephone number **1 866 666-1280**; or
- By contacting the
Fédération des caisses Desjardins du Québec
Desjardins Funds Customer Service
2 Complexe Desjardins
P.O. Box 9000, Desjardins Station
Montréal, Québec H5B 1H5

Net Asset Value Mix as at June 30, 2011



● 28.5%	Financials
● 24.8%	Materials
● 24.7%	Energy
● 8.4%	Industrials
● 5.4%	Consumer Discretionary
● 3.0%	Information Technology
● 2.0%	Telecommunication Services
● 1.9%	Consumer Staples
● 1.3%	Cash and Cash Equivalents
100.0%	

Total net asset value: \$253,633,457

DESJARDINS CANADIAN SMALL CAP EQUITY FUND

Quarterly Information on Portfolio (unaudited)
as at June 30, 2011



Cooperating in building the future

SUMMARY OF INVESTMENT PORTFOLIO

Top 25 Positions (long positions)*

	Net Asset Value %
1 Celtic Exploration	3.8
2 Dundee Corporation, Class A	3.7
3 Canadian Western Bank	3.6
4 Home Capital Group	3.3
5 Alacer Gold	2.8
6 First Majestic Silver Corp.	2.6
7 Dundee Real Estate Investment Trust	2.4
8 Canadian Energy Services & Technology Corp.	2.3
9 Painted Pony Petroleum, Class A	2.3
10 Northern Property Real Estate Investment Trust	2.2
11 Keyera Corp.	2.2
12 Cineplex	2.2
13 TransForce	2.1
14 Major Drilling Group International	2.1
15 MacDonald, Dettwiler and Associates	2.1
16 FirstService Corporation	2.1
17 Progressive Waste Solutions	2.0
18 Linamar Corporation	1.9
19 Calfrac Well Services	1.9
20 Black Diamond Group	1.9
21 GENIVAR	1.7
22 B2Gold Corp.	1.6
23 Ag Growth International	1.6
24 Paladin Labs	1.6
25 Primaris Retail Real Estate Investment Trust	1.6
Total	57.6

* There is no short position in this Fund.

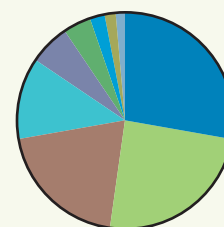
The summary of Investment Portfolio may change due to ongoing portfolio transactions of the investment fund.

A quarterly update may be consulted at the following Internet address: desjardinsfunds.com.

You may request copies of the update and other information about the Desjardins Funds, all at no cost:

- At desjardinsfunds.com; or
- By calling, in the Montréal area, **514 286-3499** or the toll-free telephone number **1 866 666-1280**; or
- By contacting the
Fédération des caisses Desjardins du Québec
Desjardins Funds Customer Service
2 Complexe Desjardins
P.O. Box 9000, Desjardins Station
Montréal, Québec H5B 1H5

Net Asset Value Mix as at June 30, 2011



● 27.8%	Materials
● 24.5%	Energy
● 20.1%	Financials
● 12.1%	Industrials
● 6.1%	Consumer Discretionary
● 4.3%	Information Technology
● 2.2%	Consumer Staples
● 1.6%	Health Care
● 1.3%	Cash and Cash Equivalents
100.0%	

Total net asset value: \$129,180,167

DESJARDINS AMERICAN EQUITY VALUE FUND

Quarterly Information on Portfolio (unaudited)
as at June 30, 2011



Cooperating in building the future

SUMMARY OF INVESTMENT PORTFOLIO

Top 25 Positions (long positions)*

	Net Asset Value %
1 Chevron Corporation	4.4
2 AT&T	3.4
3 Pfizer	3.2
4 Merck & Co.	2.9
5 JP Morgan Chase & Co.	2.9
6 Wells Fargo & Company	2.9
7 Exxon Mobil Corporation	2.8
8 International Business Machines Corporation (IBM)	2.2
9 Occidental Petroleum Corporation	2.0
10 General Electric Company	1.9
11 Comcast Corporation, Class A	1.9
12 Bank of America Corporation	1.9
13 MetLife	1.7
14 PepsiCo	1.7
15 Johnson & Johnson	1.6
16 Procter & Gamble	1.6
17 Anadarko Petroleum Corporation	1.5
18 Cash and Cash Equivalents	1.5
19 ACE	1.5
20 Xcel Energy	1.5
21 Exelon Corporation	1.5
22 United Parcel Service, Class B	1.4
23 News Corporation, Class A	1.4
24 BB&T Corporation	1.3
25 Dominion Resources	1.3
Total	51.9

* There is no short position in this Fund.

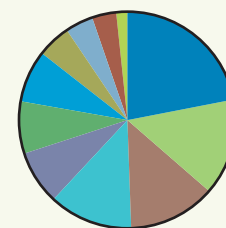
The summary of Investment Portfolio may change due to ongoing portfolio transactions of the investment fund.

A quarterly update may be consulted at the following Internet address: desjardinsfunds.com.

You may request copies of the update and other information about the Desjardins Funds, all at no cost:

- At desjardinsfunds.com; or
- By calling, in the Montréal area, **514 286-3499** or the toll-free telephone number **1 866 666-1280**; or
- By contacting the
Fédération des caisses Desjardins du Québec
Desjardins Funds Customer Service
2 Complexe Desjardins
P.O. Box 9000, Desjardins Station
Montréal, Québec H5B 1H5

Net Asset Value Mix as at June 30, 2011



● 22.1%	Financials
● 14.5%	Energy
● 13.1%	Health Care
● 12.5%	Industrials
● 8.0%	Consumer Staples
● 7.8%	Consumer Discretionary
● 7.7%	Information Technology
● 5.0%	Utilities
● 4.1%	Materials
● 3.7%	Telecommunication Services
● 1.5%	Cash and Cash Equivalents
100.0%	

Total net asset value: \$330,506,076

DESJARDINS AMERICAN EQUITY GROWTH FUND

Quarterly Information on Portfolio (unaudited)
as at June 30, 2011



Desjardins

Cooperating in building the future

SUMMARY OF INVESTMENT PORTFOLIO

Top 25 Positions (long positions)*

	Net Asset Value %
1 Apple Computer	4.2
2 Green Mountain Coffee Roasters	3.9
3 Altera Corporation	3.7
4 eBay	3.0
5 Citrix Systems	2.8
6 Oracle Corporation	2.7
7 CBS Corporation, Class B	2.4
8 EMC Corporation	2.4
9 TRW Automotive Holdings Corp.	2.3
10 Alliance Data Systems	2.1
11 Qualcomm	2.0
12 Johnson Controls	2.0
13 BlackRock	1.9
14 Paccar	1.8
15 News Corporation, Class A	1.7
16 Cash and Cash Equivalents	1.6
17 Anadarko Petroleum Corporation	1.6
18 Juniper Networks	1.5
19 Analog Devices	1.5
20 Schlumberger	1.5
21 Coach	1.5
22 priceline.com	1.4
23 Abercrombie & Fitch Co., Class A	1.3
24 Agilent Technologies	1.3
25 AMETEK	1.3
Total	53.4

* There is no short position in this Fund.

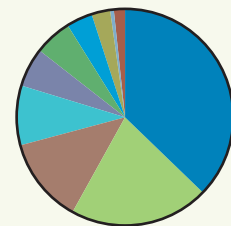
The summary of Investment Portfolio may change due to ongoing portfolio transactions of the investment fund.

A quarterly update may be consulted at the following Internet address: desjardinsfunds.com.

You may request copies of the update and other information about the Desjardins Funds, all at no cost:

- At desjardinsfunds.com; or
- By calling, in the Montréal area, **514 286-3499** or the toll-free telephone number **1 866 666-1280**; or
- By contacting the
Fédération des caisses Desjardins du Québec
Desjardins Funds Customer Service
2 Complexe Desjardins
P.O. Box 9000, Desjardins Station
Montréal, Québec H5B 1H5

Net Asset Value Mix as at June 30, 2011



● 36.9%	Information Technology
● 20.7%	Consumer Discretionary
● 12.6%	Industrials
● 8.8%	Energy
● 5.9%	Health Care
● 5.4%	Materials
● 3.9%	Consumer Staples
● 3.7%	Financials
● 0.5%	Telecommunication Services
● 1.6%	Cash and Cash Equivalents
100.0%	

Total net asset value: \$730,932,153

DESJARDINS OVERSEAS EQUITY VALUE FUND

Quarterly Information on Portfolio (unaudited)
as at June 30, 2011



Cooperating in building the future

SUMMARY OF INVESTMENT PORTFOLIO

Top 25 Positions (long positions)*

	Net Asset Value %
1 Desjardins Emerging Markets Fund, I-Class	12.6
2 Roche Holding	4.0
3 Canon	3.9
4 Vodafone Group	3.9
5 British American Tobacco	3.8
6 QBE Insurance Group	3.5
7 Novartis	3.3
8 Overseas-Chinese Banking	3.1
9 Takeda Pharmaceutical Company	3.1
10 Eni	3.0
11 Zurich Financial Services	2.9
12 Tenaris, ADR	2.9
13 Nestlé	2.8
14 Swire Pacific, Class A	2.6
15 Centrica	2.6
16 Standard Chartered	2.5
17 City Developments	2.4
18 Dairy Farm International Holdings	2.2
19 Royal Dutch Shell, Class B	2.1
20 Nordea Bank	2.0
21 Telefonaktiebolaget LM Ericsson, Class B	1.9
22 FANUC	1.9
23 Cash and Cash Equivalents	1.9
24 Singapore Telecommunications	1.9
25 Rio Tinto	1.8
Total	78.6

* There is no short position in this Fund.

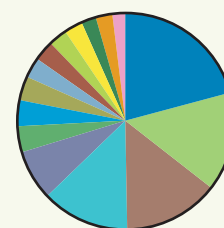
The summary of Investment Portfolio may change due to ongoing portfolio transactions of the investment fund.

A quarterly update may be consulted at the following Internet address: desjardinsfunds.com.

You may request copies of the update and other information about the Desjardins Funds, all at no cost:

- At desjardinsfunds.com; or
- By calling, in the Montréal area, **514 286-3499** or the toll-free telephone number **1 866 666-1280**; or
- By contacting the
Fédération des caisses Desjardins du Québec
Desjardins Funds Customer Service
2 Complexe Desjardins
P.O. Box 9000, Desjardins Station
Montréal, Québec H5B 1H5

Net Asset Value Mix as at June 30, 2011



● 21.0%	United Kingdom
● 14.6%	Japan
● 14.4%	Canada
● 13.0%	Switzerland
● 7.4%	Singapore
● 4.0%	Sweden
● 3.8%	France
● 3.5%	Australia
● 3.2%	Germany
● 3.0%	Italy
● 2.9%	Luxembourg
● 2.6%	Hong Kong
● 2.2%	Bermuda
● 2.5%	Other Countries**
● 1.9%	Cash and Cash Equivalents

100.0%

Total net asset value: \$757,600,708

** This category includes all countries representing less than 2% of the Fund's net asset value.

DESJARDINS OVERSEAS EQUITY GROWTH FUND

Quarterly Information on Portfolio (unaudited)
as at June 30, 2011



Cooperating in building the future

SUMMARY OF INVESTMENT PORTFOLIO

Top 25 Positions (long positions)*

	Net Asset Value %
1 Baidu, ADR	4.3
2 BHP Billiton	3.5
3 Atlas Copco, A Shares	3.1
4 Compagnie Financière Richemont, Class A	3.0
5 Banco Santander	3.0
6 Rakuten	2.8
7 Pinault-Printemps-Redoute	2.8
8 Tencent Holdings	2.8
9 Standard Chartered	2.5
10 Industria de Diseno Textil	2.5
11 British American Tobacco	2.5
12 Adidas	2.0
13 SABMiller	1.9
14 Woodside Petroleum	1.8
15 L'Oréal	1.8
16 Tesco	1.7
17 Svenska Handelsbanken	1.7
18 Cash and Cash Equivalents	1.7
19 Essilor International	1.7
20 Rolls-Royce Holdings	1.7
21 Canon	1.7
22 Syngenta	1.6
23 Petroleo Brasileiro, ADR	1.6
24 SMC Corporation	1.6
25 Meggitt	1.6
Total	56.9

* There is no short position in this Fund.

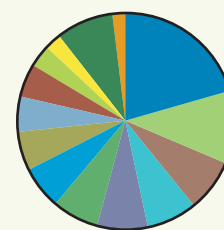
The summary of Investment Portfolio may change due to ongoing portfolio transactions of the investment fund.

A quarterly update may be consulted at the following Internet address: desjardinsfunds.com.

You may request copies of the update and other information about the Desjardins Funds, all at no cost:

- At desjardinsfunds.com; or
- By calling, in the Montréal area, **514 286-3499** or the toll-free telephone number **1 866 666-1280**; or
- By contacting the
Fédération des caisses Desjardins du Québec
Desjardins Funds Customer Service
2 Complexe Desjardins
P.O. Box 9000, Desjardins Station
Montréal, Québec H5B 1H5

Net Asset Value Mix as at June 30, 2011



20.6%	United Kingdom
11.0%	Japan
7.8%	Switzerland
7.5%	Germany
7.3%	Sweden
7.1%	Cayman Islands
6.3%	France
5.8%	Australia
5.4%	Spain
5.0%	Brazil
3.2%	Hong Kong
2.6%	Denmark
8.7%	Other Countries**
1.7%	Cash and Cash Equivalents
100.0%	

Total net asset value: \$309,880,778

** This category includes all countries representing less than 2% of the Fund's net asset value.

DESJARDINS GLOBAL DIVIDEND FUND

Quarterly Information on Portfolio (unaudited)
as at June 30, 2011



Cooperating in building the future

▶ On May 17, 2011, the name of Desjardins Global Equity Value Fund was changed to Desjardins Global Dividend Fund.

SUMMARY OF INVESTMENT PORTFOLIO

Top 25 Positions (long positions)*

	Net Asset Value %
1 BCE	2.1
2 Swisscom	2.0
3 Vodafone Group	1.8
4 BASF	1.8
5 Pearson	1.8
6 Imperial Tobacco Group	1.8
7 Nestlé	1.7
8 Total, Series B	1.7
9 Vivendi Universal	1.6
10 CenturyLink	1.6
11 Lorillard	1.6
12 Diageo, ADR	1.5
13 National Grid	1.5
14 Royal Dutch Shell, ADR	1.5
15 Telefonica	1.5
16 Philip Morris International	1.5
17 Vinci	1.5
18 NiSource	1.5
19 AstraZeneca, ADR	1.4
20 France Télécom	1.4
21 Altria Group	1.4
22 Anheuser-Busch InBev	1.4
23 FirstGroup	1.3
24 Verizon Communications	1.2
25 Terna - Rete Elettrica Nazionale	1.2
Total	39.3

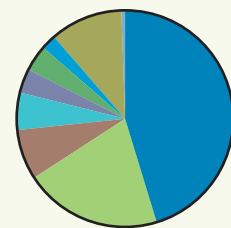
* There is no short position in this Fund.

The summary of Investment Portfolio may change due to ongoing portfolio transactions of the investment fund. A quarterly update may be consulted at the following Internet address: desjardinsfunds.com.

You may request copies of the update and other information about the Desjardins Funds, all at no cost:

- At desjardinsfunds.com; or
- By calling, in the Montréal area, **514 286-3499** or the toll-free telephone number **1 866 666-1280**; or
- By contacting the
Fédération des caisses Desjardins du Québec
Desjardins Funds Customer Service
2 Complexe Desjardins
P.O. Box 9000, Desjardins Station
Montréal, Québec H5B 1H5

Net Asset Value Mix as at June 30, 2011



45.3%	United States
20.6%	United Kingdom
7.7%	France
5.3%	Switzerland
3.8%	Germany
3.8%	Canada
2.3%	Belgium
10.8%	Other Countries**
0.4%	Cash and Cash Equivalents
100.0%	

Total net asset value: \$214,917,646

** This category includes all countries representing less than 2% of the Fund's net asset value.

DESJARDINS GLOBAL ALL CAP EQUITY FUND

Quarterly Information on Portfolio (unaudited)
as at June 30, 2011



Cooperating in building the future

SUMMARY OF INVESTMENT PORTFOLIO

Top 25 Positions (long positions)*

	Net Asset Value %
1 Roche Holding	3.9
2 Vodafone Group	3.9
3 Philip Morris International	3.8
4 QBE Insurance Group	3.6
5 Taiwan Semiconductor Manufacturing Company, ADR	3.4
6 Zurich Financial Services	3.3
7 Banco Bradesco, ADR	3.2
8 British American Tobacco	3.2
9 Johnson & Johnson	3.1
10 Canon	3.1
11 Novartis	3.0
12 Eni	2.8
13 Standard Chartered	2.7
14 Cash and Cash Equivalents	2.7
15 Nestlé	2.7
16 Tenaris, ADR	2.7
17 Takeda Pharmaceutical Company	2.5
18 Centrica	2.4
19 Samsung Electronics, GDR, Non-Voting	2.3
20 CVS Caremark Corporation	2.2
21 Telefonaktiebolaget LM Ericsson, Class B	2.2
22 Royal Dutch Shell, Class B	2.1
23 Canadian National Railway Company	2.1
24 Kraft Foods, Class A	2.1
25 Petroleo Brasileiro, ADR	2.1
Total	71.1

* There is no short position in this Fund.

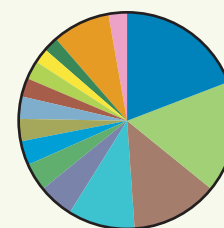
The summary of Investment Portfolio may change due to ongoing portfolio transactions of the investment fund.

A quarterly update may be consulted at the following Internet address: desjardinsfunds.com.

You may request copies of the update and other information about the Desjardins Funds, all at no cost:

- At desjardinsfunds.com; or
- By calling, in the Montréal area, **514 286-3499** or the toll-free telephone number **1 866 666-1280**; or
- By contacting the
Fédération des caisses Desjardins du Québec
Desjardins Funds Customer Service
2 Complexe Desjardins
P.O. Box 9000, Desjardins Station
Montréal, Québec H5B 1H5

Net Asset Value Mix as at June 30, 2011



● 19.4%	United States
● 16.7%	United Kingdom
● 12.9%	Switzerland
● 10.0%	Japan
● 5.3%	Brazil
● 4.2%	Sweden
● 3.6%	Australia
● 3.4%	Taiwan
● 3.3%	Hong Kong
● 2.8%	Italy
● 2.7%	Luxembourg
● 2.3%	South Korea
● 2.1%	Canada
● 8.6%	Other Countries**
● 2.7%	Cash and Cash Equivalents
100.0%	

Total net asset value: \$197,638,223

** This category includes all countries representing less than 2% of the Fund's net asset value.

DESJARDINS GLOBAL SMALL CAP EQUITY FUND

Quarterly Information on Portfolio (unaudited)
as at June 30, 2011



Cooperating in building the future

SUMMARY OF INVESTMENT PORTFOLIO

Top 25 Positions (long positions)*

	Net Asset Value %
1 Cash and Cash Equivalents	2.3
2 Valeo	1.2
3 Bally Technologies	1.1
4 Diploma	1.0
5 Central Garden & Pet Co, Class A	1.0
6 Wirecard	1.0
7 Schweitzer-Mauduit International	1.0
8 SS&C Technologies Holdings	1.0
9 Watson Pharmaceuticals	1.0
10 Mednax	0.9
11 Telenet Group Holding	0.9
12 Ain Pharmaciez	0.9
13 B/E Aerospace	0.9
14 Complete Production Services	0.9
15 Timken Company	0.9
16 Texas Roadhouse, Class A	0.9
17 Towers Watson & Co, Class A	0.9
18 j2 Global Communications	0.9
19 Elekta, B Shares	0.8
20 BW Offshore	0.8
21 PacWest Bancorp	0.8
22 Harsco Corporation	0.8
23 STRATEC Biomedical Systems	0.8
24 Ultra Electronics Holdings	0.8
25 ON Semiconductor	0.8
Total	24.3

* There is no short position in this Fund.

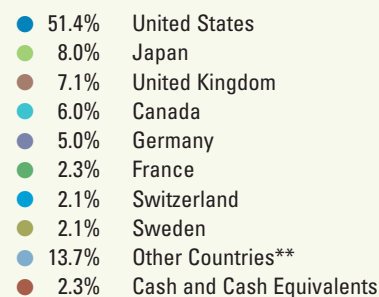
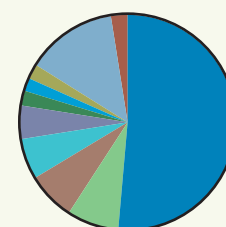
The summary of Investment Portfolio may change due to ongoing portfolio transactions of the investment fund.

A quarterly update may be consulted at the following Internet address: desjardinsfunds.com.

You may request copies of the update and other information about the Desjardins Funds, all at no cost:

- At desjardinsfunds.com; or
- By calling, in the Montréal area, **514 286-3499** or the toll-free telephone number **1 866 666-1280**; or
- By contacting the
Fédération des caisses Desjardins du Québec
Desjardins Funds Customer Service
2 Complexe Desjardins
P.O. Box 9000, Desjardins Station
Montréal, Québec H5B 1H5

Net Asset Value Mix as at June 30, 2011



100.0%

Total net asset value: \$214,260,749

** This category includes all countries representing less than 2% of the Fund's net asset value.

DESJARDINS EMERGING MARKETS FUND

Quarterly Information on Portfolio (unaudited)
as at June 30, 2011



Cooperating in building the future

SUMMARY OF INVESTMENT PORTFOLIO

Top 25 Positions (long positions)*

	Net Asset Value %
1 Vale	4.3
2 China Mobile	3.9
3 Taiwan Semiconductor Manufacturing Company	3.6
4 Petroleo Brasileiro, ADR	3.6
5 Samsung Electronics	3.5
6 Banco Bradesco, ADR	3.4
7 Cash and Cash Equivalents	3.3
8 Fomento Economico Mexicano, ADR	3.2
9 PetroChina Company, Class H	3.1
10 Akbank	2.9
11 ASTRA International	2.8
12 LUKOIL, ADR	2.7
13 Grupo Financiero Banorte, Class O	2.6
14 Housing Development Finance Corporation	2.5
15 Infosys	2.4
16 Ultrapar Participacoes	2.3
17 Standard Chartered	2.3
18 Hang Lung Development Company	2.2
19 Siam Cement Public Company	2.2
20 Truworths International	2.2
21 Banco Santander-Chile, ADR	2.1
22 Hero Honda	2.0
23 Souza Cruz	2.0
24 Tenaris, ADR	2.0
25 CIMB Group Holdings Berhad	1.9
Total	69.0

* There is no short position in this Fund.

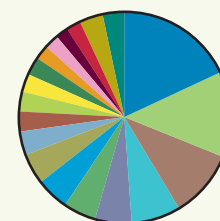
The summary of Investment Portfolio may change due to ongoing portfolio transactions of the investment fund.

A quarterly update may be consulted at the following Internet address: desjardinsfunds.com.

You may request copies of the update and other information about the Desjardins Funds, all at no cost:

- At desjardinsfunds.com; or
- By calling, in the Montréal area, **514 286-3499** or the toll-free telephone number **1 866 666-1280**; or
- By contacting the
Fédération des caisses Desjardins du Québec
Desjardins Funds Customer Service
2 Complexe Desjardins
P.O. Box 9000, Desjardins Station
Montréal, Québec H5B 1H5

Net Asset Value Mix as at June 30, 2011



18.3%	Brazil
13.0%	India
10.2%	Hong Kong
7.5%	Mexico
5.5%	South Korea
5.1%	Taiwan
5.0%	Thailand
4.7%	Turkey
3.5%	South Africa
3.1%	Malaysia
3.1%	China
2.8%	Indonesia
2.7%	Russia
2.4%	United Kingdom
2.1%	Philippines
2.1%	Chile
2.0%	Hungary
3.6%	Other Countries**
3.3%	Cash and Cash Equivalents
100.0%	

Total net asset value: \$235,005,119

** This category includes all countries representing less than 2% of the Fund's net asset value.

DESJARDINS COMPLETION INVESTMENTS FUND

Quarterly Information on Portfolio (unaudited)
as at June 30, 2011



Cooperating in building the future

This Fund was modified as part of the changes which occurred on March 18, 2010. The name of Desjardins Alternative Investments Fund was changed to Desjardins Completion Investments Fund.

SUMMARY OF INVESTMENT PORTFOLIO

Top 25 Positions (long positions)*

Net Asset Value
%

1	Northwest Specialty Global High Yield Bond Fund, Series I	20.5
2	Desjardins Global Real Estate Fund, I-Class	20.0
3	Government of Japan, Series 16, real return, 1.379%, 2018-06-10	2.6
4	US Treasury Notes, real return, 2.125%, 2019-01-15	2.5
5	Cash and Cash Equivalents	2.1
6	Government of France, Series OATe, real return, 1.600%, 2015-07-25	1.7
7	US Treasury Notes, real return, 3.875%, 2029-04-15	1.6
8	US Treasury Notes, real return, 3.000%, 2012-07-15	1.6
9	US Treasury Notes, real return, 1.125%, 2021-01-15	1.3
10	United Kingdom Government, real return, 0.750%, 2047-11-22	1.2
11	US Treasury Notes, real return, 3.375%, 2012-01-15	1.2
12	US Treasury Notes, real return, 1.625%, 2015-01-15	1.2
13	United Kingdom Government, real return, 1.125%, 2037-11-22	1.1
14	Government of France, real return, 2.250%, 2020-07-25	1.0
15	Buoni Poliennali del Tes, real return, 2.100%, 2017-09-15	1.0
16	US Treasury Notes, real return, 1.750%, 2028-01-15	1.0
17	US Treasury Notes, real return, 2.375%, 2017-01-15	1.0
18	TransCanada Corporation	0.9
19	United Kingdom Government, real return, 4.125%, 2030-07-22	0.9
20	Australian Government, real return, 4.000%, 2020-08-20	0.9
21	Transurban Group	0.8
22	United Kingdom Government, real return, 2.500%, 2016-07-26	0.8
23	United Kingdom Government, real return, 2.500%, 2024-07-17	0.8
24	Government of France, real return, 3.150%, 2032-07-25	0.8
25	Abertis Infraestructuras	0.8
Total		69.3

* There is no short position in this Fund.

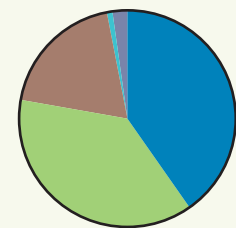
The summary of Investment Portfolio may change due to ongoing portfolio transactions of the investment fund.

A quarterly update may be consulted at the following Internet address: desjardinsfunds.com.

You may request copies of the update and other information about the Desjardins Funds, all at no cost:

- At desjardinsfunds.com; or
- By calling, in the Montréal area, **514 286-3499** or the toll-free telephone number **1 866 666-1280**; or
- By contacting the
Fédération des caisses Desjardins du Québec
Desjardins Funds Customer Service
2 Complexe Desjardins
P.O. Box 9000, Desjardins Station
Montréal, Québec H5B 1H5

Net Asset Value Mix as at June 30, 2011



40.5%	Investment Funds
37.4%	Bonds
20.7%	Foreign Bonds
16.3%	U.S. Bonds
0.4%	Canadian Bonds
19.2%	Equities
12.4%	Foreign Equities
4.6%	U.S. Equities
2.2%	Canadian Equities
0.8%	Derivative Financial Instruments
2.1%	Cash and Cash Equivalents
100.0%	

Total net asset value: \$995,106,145

DESJARDINS GLOBAL REAL ESTATE FUND

Quarterly Information on Portfolio (unaudited)
as at June 30, 2011



Cooperating in building the future

SUMMARY OF INVESTMENT PORTFOLIO

Top 25 Positions (long positions)*

	Net Asset Value %
1 Simon Property Group	4.3
2 Sun Hung Kai Properties	3.8
3 Stockland	3.1
4 Vornado Realty Trust	3.0
5 Mitsubishi Estate Company	3.0
6 Unibail-Rodamco (Union du Crédit-Bail Immobilier)	2.7
7 Health Care REIT	2.6
8 Global Logistic Properties	2.6
9 Westfield Group	2.5
10 Digital Realty Trust	2.5
11 British Land Company	2.3
12 AvalonBay Communities	2.3
13 Camden Property Trust	2.1
14 ProLogis	2.0
15 Brookfield Office Properties	2.0
16 Capitaland	2.0
17 Westfield Retail Trust	1.8
18 Cash and Cash Equivalents	1.7
19 Kerry Properties	1.7
20 General Growth Properties	1.7
21 SL Green Realty Corp.	1.7
22 Hang Lung Properties	1.7
23 DiamondRock Hospitality Company	1.6
24 Equity Residential	1.6
25 American Campus Communities	1.5
Total	57.8

* There is no short position in this Fund.

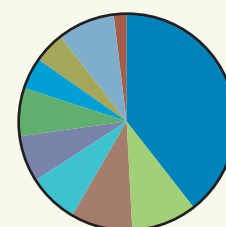
The summary of Investment Portfolio may change due to ongoing portfolio transactions of the investment fund.

A quarterly update may be consulted at the following Internet address: desjardinsfunds.com.

You may request copies of the update and other information about the Desjardins Funds, all at no cost:

- At desjardinsfunds.com; or
- By calling, in the Montréal area, **514 286-3499** or the toll-free telephone number **1 866 666-1280**; or
- By contacting the
Fédération des caisses Desjardins du Québec
Desjardins Funds Customer Service
2 Complexe Desjardins
P.O. Box 9000, Desjardins Station
Montréal, Québec H5B 1H5

Net Asset Value Mix as at June 30, 2011



● 39.5%	United States
● 9.9%	Australia
● 9.1%	Singapore
● 7.4%	Hong Kong
● 7.1%	United Kingdom
● 7.0%	Japan
● 4.8%	Canada
● 4.7%	France
● 8.8%	Other Countries**
● 1.7%	Cash and Cash Equivalents

100.0%

Total net asset value: \$234,131,534

** This category includes all countries representing less than 2% of the Fund's net asset value.

SOCIETERRA SECURE MARKET PORTFOLIO

Quarterly Information on Portfolio (unaudited)
as at June 30, 2011



Cooperating in building the future

SUMMARY OF INVESTMENT PORTFOLIO

Positions (long positions)* and Net Asset Value Mix of the Fund

	Net Asset Value %
1 NEI Canadian Bond Fund, Series I	66.4
2 Ethical Global Dividend Fund, Series I	10.1
3 Ethical Global Equity Fund, Series I	10.0
4 Desjardins Environment Fund, I-Class	7.1
5 Ethical Canadian Dividend Fund, Series I	5.0
6 Cash and Cash Equivalents	1.4
Total	100.0

Total net asset value: \$62,174,057

* There is no short position in this Fund.

The summary of Investment Portfolio may change due to ongoing portfolio transactions of the investment fund.

A quarterly update may be consulted at the following Internet address: desjardinsfunds.com.

You may request copies of the update and other information about the Desjardins Funds, all at no cost:

- At desjardinsfunds.com; or
- By calling, in the Montréal area, **514 286-3499** or the toll-free telephone number **1 866 666-1280**; or
- By contacting the
Fédération des caisses Desjardins du Québec
Desjardins Funds Customer Service
2 Complexe Desjardins
P.O. Box 9000, Desjardins Station
Montréal, Québec H5B 1H5

SOCIETERRA BALANCED PORTFOLIO

Quarterly Information on Portfolio (unaudited)
as at June 30, 2011



Cooperating in building the future

SUMMARY OF INVESTMENT PORTFOLIO

Positions (long positions)* and Net Asset Value Mix of the Fund

	Net Asset Value %
1 NEI Canadian Bond Fund, Series I	53.6
2 Ethical Global Equity Fund, Series I	14.0
3 Ethical Global Dividend Fund, Series I	13.1
4 Desjardins Environment Fund, I-Class	10.3
5 Ethical Canadian Dividend Fund, Series I	8.0
6 Cash and Cash Equivalents	1.0
Total	100.0

Total net asset value: \$169,888,123

* There is no short position in this Fund.

The summary of Investment Portfolio may change due to ongoing portfolio transactions of the investment fund.

A quarterly update may be consulted at the following Internet address: desjardinsfunds.com.

You may request copies of the update and other information about the Desjardins Funds, all at no cost:

- At desjardinsfunds.com; or
- By calling, in the Montréal area, **514 286-3499** or the toll-free telephone number **1 866 666-1280**; or
- By contacting the
Fédération des caisses Desjardins du Québec
Desjardins Funds Customer Service
2 Complexe Desjardins
P.O. Box 9000, Desjardins Station
Montréal, Québec H5B 1H5



SOCIETERRA GROWTH PORTFOLIO

Quarterly Information on Portfolio (unaudited)
as at June 30, 2011



Cooperating in building the future

SUMMARY OF INVESTMENT PORTFOLIO

Positions (long positions)* and Net Asset Value Mix of the Fund

	Net Asset Value %
1 NEI Canadian Bond Fund, Series I	38.3
2 Ethical International Equity Fund, Series I	14.0
3 Ethical Global Dividend Fund, Series I	13.1
4 Desjardins Environment Fund, I-Class	12.2
5 Ethical American Multi-Strategy Fund, Series I	9.1
6 Ethical Canadian Dividend Fund, Series I	8.0
7 Ethical Special Equity Fund, Series I	5.0
8 Cash and Cash Equivalents	0.3
Total	100.0

Total net asset value: \$132,207,392

* There is no short position in this Fund.

The summary of Investment Portfolio may change due to ongoing portfolio transactions of the investment fund.

A quarterly update may be consulted at the following Internet address: desjardinsfunds.com.

You may request copies of the update and other information about the Desjardins Funds, all at no cost:

- At desjardinsfunds.com; or
- By calling, in the Montréal area, **514 286-3499** or the toll-free telephone number **1 866 666-1280**; or
- By contacting the
Fédération des caisses Desjardins du Québec
Desjardins Funds Customer Service
2 Complexe Desjardins
P.O. Box 9000, Desjardins Station
Montréal, Québec H5B 1H5

SOCIETERRA GROWTH PLUS PORTFOLIO

Quarterly Information on Portfolio (unaudited)
as at June 30, 2011



Cooperating in building the future

SUMMARY OF INVESTMENT PORTFOLIO

Positions (long positions)* and Net Asset Value Mix of the Fund

	Net Asset Value %
1 NEI Canadian Bond Fund, Series I	19.4
2 Ethical International Equity Fund, Series I	19.0
3 Ethical Global Equity Fund, Series I	16.0
4 Desjardins Environment Fund, I-Class	14.2
5 Ethical American Multi-Strategy Fund, Series I	13.0
6 Ethical Canadian Dividend Fund, Series I	9.9
7 Ethical Special Equity Fund, Series I	8.0
8 Cash and Cash Equivalents	0.5
Total	100.0

Total net asset value: \$57,016,750

* There is no short position in this Fund.

The summary of Investment Portfolio may change due to ongoing portfolio transactions of the investment fund.

A quarterly update may be consulted at the following Internet address: desjardinsfunds.com.

You may request copies of the update and other information about the Desjardins Funds, all at no cost:

- At desjardinsfunds.com; or
- By calling, in the Montréal area, **514 286-3499** or the toll-free telephone number **1 866 666-1280**; or
- By contacting the
Fédération des caisses Desjardins du Québec
Desjardins Funds Customer Service
2 Complexe Desjardins
P.O. Box 9000, Desjardins Station
Montréal, Québec H5B 1H5